




INVERELL
SHIRE COUNCIL

Operational Plan

2024 - 2025



This page has been left blank intentionally.



Message from the Mayor



I have pleasure in presenting to you Council's draft Operational Plan and Budget for 2024/2025. These documents are aimed at ensuring the continued financial sustainability and growth our community. The draft Operational Plan and Budget have been prepared in accordance with the NSW Integrated Planning and Reporting Guidelines, 2021 and Council's Long-Term Financial Plan (LTFP).

Council has a clear vision for the maintenance and enhancement of the Shire as a strong, vibrant, self-sustaining community. The strategies and objectives detailed in Council's 2024/2025 Operational Plan and Budget support this vision.

Council is conscious, as in past financial years, of the need to carefully match income, (which is largely constrained by rate pegging) with expenditure where Council is seeking to meet the expectations of the community. This task is now more important than ever, given the multiple challenges currently being faced by our community.

The Budget contains significant funding for Road Asset Infrastructure maintenance and renewal activities in the Rural Areas. The 2024/2025 budget provides \$14.76M for Road Maintenance and Renewal to ensure existing service and infrastructure levels are met, which will be a major benefit to the community. Over 80% of the Roads Budget will be spent in the Rural Area and around 20% in the Urban Areas.

Again, a large Capital Works and Infrastructure Renewal Program is planned. The Budget provides \$1.8M for Water Fund Asset Renewals and Upgrades, \$992K for Sewerage Fund Asset Renewals, \$4.25M for Plant Purchases and Workshop Upgrades, and \$200K for Bushfire Equipment Upgrades.

The goal of ensuring that the existing service and infrastructure levels are maintained and that Council meets the State Government Performance Benchmarks can only be achieved by the ongoing implementation of Council's Long Term Financial Plan.

Financial Modelling indicates that in each of the next five (5) years, a consolidated balanced budget will be achieved. The 10 year financial modelling as included in Council's Long-Term Financial Plan, provides Council with the capacity to maintain and upgrade existing services and facilities.

I commend Council's draft 2024/2025 Operational Plan and Budget to you.



Cr Paul Harmon
Mayor

General Manager's Introduction

The 2024/2025 draft Operational Plan and Budget makes provision for the continued delivery of a wide range of services and new infrastructure to the Inverell Shire Community.

The Budget has been prepared on the basis of the directions set out in Council's Long-Term Financial Plan.

A financially and operationally sound Budget is delivered in all funds (that is, the continuation of all Council's existing Programs and Services, at the existing Service Levels, with no service or infrastructure cuts).



In developing Council's Long-Term Financial Plan and Operational Plan and Budget, particular attention has been paid to the need to ensure long term financial sustainability across all Council's functions, and at the same time deliver quality core Local Government Services which optimise whole-of-Community outcomes. However, the "cost of living" increases seen in key inputs of electricity, fuel and material costs are creating significant challenges for Council's current and future budgets.

The Plan also allocates \$20.99M for asset renewal works in the General, Water and Sewer Funds. These projects are funded from ordinary revenues and grants. No new loan borrowings are proposed in 2024/2025.

The redevelopment of the Inverell Aquatic Centre will continue during this financial year. The loan to fund part of this redevelopment was raised last financial year.

The Budget has been prepared on the basis of Council applying the maximum permissible 4.5% General Rate Peg increase. In this regard it is noted that the maximum permissible increase in general rates generates \$703K for 2024/2025. This additional revenue has been applied against fixed cost increases, such as insurance, electricity, compliance costs, wages and contracts.

Increases in Water, Sewerage and Waste Management Charges are in line with the significant expenditure needs of those Funds, but are limited to providing sufficient funds to meet the operational and capital costs of these functions, and to ensure the long-term sustainability of these activities.

I submit that the 2024/2025 draft Operational Plan and Budget is a vehicle for ensuring Inverell Shire is well placed to meet the challenges of the next 12 months and beyond.

A handwritten signature in black ink, appearing to read 'Brett McInnes', written over a light blue rectangular background.

Brett McInnes
General Manager

Our Community

Inverell Shire is a dynamic and creative community that provides an opportunity for its citizens to enjoy a quality lifestyle. The area is endowed with natural resources and citizens who adopt a progressive and inclusive approach to life. These values are encapsulated in the Shire's Vision – "A Progressive and Cohesive Community".

In the future, it is inevitable that the community will be faced with challenges that must be addressed. As a community we must be vigilant to the early warning signs that these challenges are approaching and then be prepared to act decisively in response.

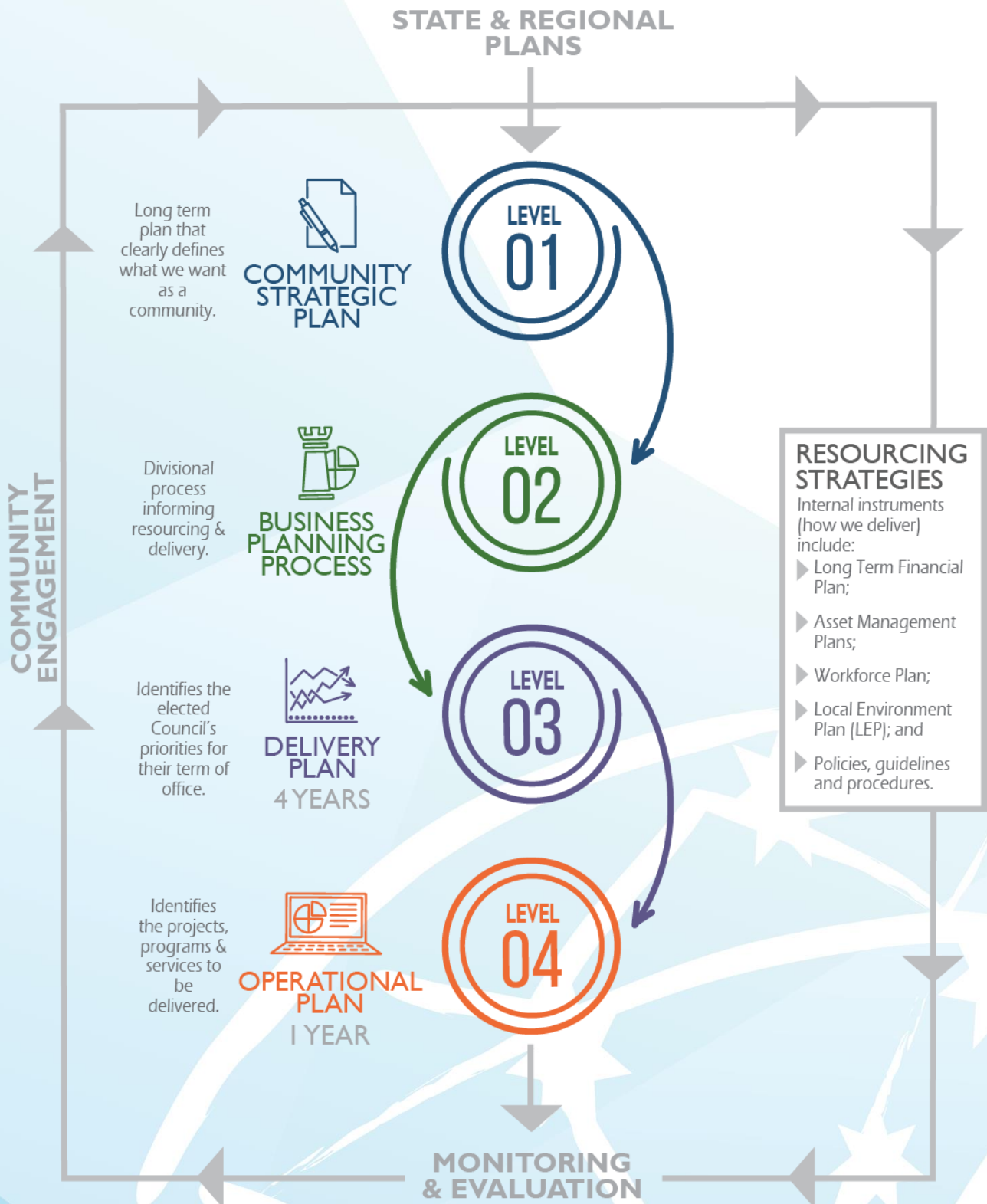
In responding to these challenges, Inverell Shire needs to take control of its own destiny. While acknowledging that the Shire is part of a Region and that an integrated approach to challenges is required, the Shire will not be constrained from celebrating and strengthening its own identity.

The Operational Plan is one of Council's three (3) major Strategic Planning documents and has been developed to respond to and manage the challenges facing Inverell Shire. The **Community Strategic Plan** outlines where we wish to be as a Community - our Destinations. The **Operational Plan** details the strategies to be pursued as a means of making progress towards our Destinations over the next 12 months. The plan recognises that our citizens seek to live in a healthy and safe community that has access to lifelong learning opportunities and which is supported by sound infrastructure and services.

The Operational Plan embraces the "Vision" established in Council's **20 year Community Strategic Plan**, and the "Destinations" (Aspirational Goals) it establishes. This Operational Plan continues the process of addressing the "Term Achievements" as detailed in Council's four (4) year **Delivery Plan**.



How it all fits together



Examples of Cascading Actions

Community Strategic Plan

20 years

Delivery Plan

Term Achievements

5 x 4-years

Operational Plan

Operational Achievements

20 x 1-year

Destination 1: Leadership (Code R)

R.1

We will be an accountable and responsible Council that will be involved with the community and responsibly manage public resources

R.1.1

Partner, engage and communicate with our community to make decisions and deliver services, projects and initiatives.

R.1.1.1

Council is managing its statutory requirements and the needs of a participatory community in a transparent and balanced way.

Destination 2: Prosperity (Code C)

C.1

The Shire has a diverse, strong local economy that provides opportunities that contribute to the quality of life for the community

C.1.1

Council provides suitable zoned and sized land to facilitate development.

C.1.1.1

Sufficient and serviced lands are available to meet the Shire's business development and residential needs.

Destination 3: Liveability (Code E)

E.1

Our community is healthy, safe, educated and offers opportunities for people of all ages and abilities. We value our natural and built environment

E.1.1

Provide a range of sport, recreation and play spaces that encourage active participation in a healthy lifestyle.

E.1.1.1

Provide a safe and healthy human environment with access to a high standard of facilities and services as a result of careful planning and responsible development that is mindful of, and compatible with, the natural and built environment

Destination 4: Services & Infrastructure (Code S)

S.1

Our community is enhanced by the provision of civic services and infrastructure. These services are planned and financially sustainable

S.1.1

Local and regional roads are maintained to a satisfactory standard.

S.1.1.1

A program of prioritised works has been developed and is being implemented in partnership with the State and Federal Government to maintain the efficiency of major roads as demand grows.

Council's Strategic Plans

As indicated above, Inverell Shire Council's planned future direction is divided into three (3) separate documents, each interdependent:

- Inverell Shire Council Community Strategic Plan,
- Inverell Shire Council Delivery Plan,
- Inverell Shire Council Operational Plan.

The Community Strategic Plan is our primary strategic document. It sets out our shared goals and aspirations (Destinations) for the future as well as the Council's mission and purpose. The way we bring those aspirations and goals into reality is outlined in our Delivery Plan. The Delivery Plan is a four (4) year plan, outlining the 'Term Achievements', which align directly with the Destinations defined in the Strategic Plan. The Delivery Plan provides greater detail on the strategies to be used in the construction of the Operational Plan.

The Delivery Plan is reviewed annually to establish which objectives set out in the Community Strategic Plan can be achieved within Council's available resources and an Operational Plan of actions for the coming year is created. Each Operational Plan action relates to a Delivery Program strategy, which is then linked to a priority in the Community Strategic Plan, Key Performance Indicators (KPI's) and measurable expected outcomes.

The KPI's and activities contained in the Operational Plan are to fulfill the Operational Achievements that support the Term Achievements and therefore assist in making progress towards the Destinations contained in the Community Strategic Plan.

This integrated planning process ensures that Council's long-term planning is consistent with the current and future needs of the community. The below legend is used across the Community Strategic Plan, Delivery Plan and Operational Plan.

Throughout the documents, the colour associated with the relevant Destination has been used to provide for easy use and understanding of the activities listed as well as illustrating links to Term Achievements (Delivery Plan) and actions outlined in the Operational Plan.

OUR DESTINATIONS



01 LEADERSHIP



We will be an accountable and responsible Council that will be involved with the community and responsibly manage public resources.

02 PROSPERITY



The Shire has a diverse, strong local economy that provides opportunities that contribute to the quality of life for the community.

03 LIVEABILITY



Our community is healthy, safe, educated and offers opportunities for people of all ages and abilities. We value our natural and built environment.

04 SERVICES & INFRASTRUCTURE



Our community is enhanced by the provision of civic services and infrastructure. These services are planned and financially sustainable.



Introduction – The 2024/2025 Operational Plan

The Operational Plan is the core corporate and strategic document that Council applies in determining its resourcing priorities and direction for the 2024/2025 year in accordance with its Four Year Delivery Program.

The Operational Plan provides a program aimed at meeting the needs of the Inverell Shire Community to the highest possible standard. The Plan states Council's Mission Statement, Customer Commitment, Value Statement, principal activities and strategic objective and provides an indication of Council's goals for the coming 12 months. To ensure Council's long-term financial sustainability, financial modelling has been undertaken for the next 10 years based on Council maintaining its existing service and infrastructure levels and where relevant, five (5) year financial planning figures are included in the Operational Plan.

The Operational Plan is required to be placed on public exhibition for a period of 28 days, (as required by Section 405 of the *Local Government Act, 1993*), to enable the Community to examine, make comments and recommendations, which reflect their needs and expectations.

Understanding the Operational Plan

The Operational Plan is divided into five (5) components:

- Strategic Component
- Principal Activities and Other Activities
- Revenue Policy
- Operating Plan and Budget
- Fees and Charges

Strategic Component

This part of the Operational Plan document includes information on the Council's profile, clearly identifying the business in which Council is engaged (its mission statement), the service nature of that business as reflected in Council's customer commitment and how Council proposes to conduct that business (Statement of Values).

Principal Activities and Other Activities

This part of the Operational Plan identifies the Principal Activities and associated strategic objectives in which Council is engaged, framed in the context of Council's operational services.

Statement of Revenue Policy

In accordance with the provisions of Section 404 of the Local Government Act, this section provides details of the way in which Council proposes to raise the revenue required to meet the expenditure on various works, services and facilities detailed in the Operational Plan. The major source of revenue is identified as sourced through the levy of various rates and charges.

Operating Plan and Budget

Council's Principal Activities are composed of several service functions, which are undertaken to achieve identified outcomes and objectives. This section deals with the Annual Operating Plans and Budgets associated with the delivery of each Council service.

Fees and Charges

This part of the Operational Plan provides the detail of the individual rates and charges to be applied by Council in the financial year ending 30 June, 2025.

Strategic Direction

Vision

A progressive and cohesive community.

Mission Statement

To work with the community in providing and facilitating the provision of quality services that contribute to the progress and cohesiveness of the community

Commitment to our Citizens

Inverell Shire Council is a service-based organisation and will conduct itself accordingly. Our citizens, can reasonably expect the highest possible standards of service. Council Staff will make every effort to ensure that their response reflects the Council's commitment to providing a quality service.

Value Statement

Council seeks to devote itself to the corporate values made explicit in its Management Plans.

Responsiveness

Council is committed to being responsive and accessible to the public and to work in a fair and equitable manner with the organisations and individuals with whom it interacts.

Excellence of Service

Council is committed to achieving excellence in its work. Council expects a quality service to be delivered to its customers and high productivity in all areas of Council operations.

Respect for Staff

In return for a commitment to Council values, Council is committed to fostering and utilising the skills of its staff and offering an equitable and safe work environment.

These values are fundamental to Council's Management and Business Plans as they underpin the setting of objectives and delivery of Council Services.

Consultation

Council recognises the importance of consulting with its community on a continual basis. Consultation is carried out in a variety of ways. This includes direct consultation by individual elected Councillors, Councillor and community representation on a wide range of Council and community committees, the public forum session at the monthly Ordinary Meetings of Council, My Inverell My Say (<https://inverell.nsw.gov.au/my-say/>), Community Public Meetings, community radio talkback and via electronic media. Council also actively participates and encourages participation in a number of Community Village Precinct Committees. Contact Council for details on 02 6728 8288.

Comment on the Operational Plan

Council welcomes comment and submissions from the community, and the community's input into this Operational Plan. Comments and Submissions should be forwarded in writing to the General Manager at PO Box 138, Inverell NSW 2360, or by email to council@inverell.nsw.gov.au. Alternatively, direct contact can be made by visiting Council's Administration Centre at 144 Otho Street, Inverell or by phoning Council on 02 6728 8288.

This Draft Operational Plan and Budget will be placed before Council for adoption on Wednesday, 26 June, 2024. Black and white copies of the Operational Plan are available free of charge by contacting Council or available on Council's website.

Our Shire Profile

Area

9,420 km²

Population

17,919

Climate

Mean minimum temperature
10.4° C

Mean maximum temperature
22.9° C

Elevation

584m

Rainfall

780mm

Labour force

7,534

Businesses

1,711

Economy

Inverell Shire is unique in that it continues to experience sound growth. Inverell itself is an emerging Major Regional Centre.

Inverell features diverse retail, manufacturing, professional services, construction and agricultural sectors. They are all major contributors to the local economy. Tourism, in particular, is a growing industry in the region contributing \$60.7M p.a. to the local economy.

Environment

The Inverell Shire has a unique natural environment consisting of two (2) major river systems, two (2) major water storage dams, Copeton and Pindari, two (2) National Parks (Kwiambal and Kings Plains), 10 State Forests, as well as wilderness areas.

Inverell Shire Council faces the challenge to ensure that the environment is protected and enhanced, facilitating a healthy and safe lifestyle for all and to promote biodiversity. This aim must be achieved while ensuring an equitable balance between the environment and social and economic development. Council has upgraded 7 of its major buildings to solar energy, has installed LED solar footpath lighting and has installed LED Street lighting across the Shire in its commitment to the environment.

History

Before the arrival of European settlers in 1827, the Inverell district was inhabited by the people of the Anaiwan and Kamilaroi nations.

By 1835, squatters had moved into the district, establishing large sheep and cattle stations. The 1870s brought the discovery of tin deposits, followed by silver, diamonds and sapphires.

The early 1900s saw the disaggregation of large land holdings into productive family farms and Inverell developed into a regional centre by 1950. The establishment of Copeton Dam in the 1970s assured Inverell a reliable long-term water supply and provided a strong platform for sustainable economic and population growth.

Map of Inverell Shire



Our Councillors

The Inverell Shire Council consists of nine (9) Councillors, who elect the Mayor and Deputy Mayor from this body for the ensuing two (2) years. The Councillors are elected by residents and ratepayers of the Shire every four (4) years. The next general election will be held in September, 2024.



Cr Paul Harmon
Mayor



Cr Kate Dight
Deputy Mayor



Cr Di Baker



Cr Stewart Berryman



Cr Wendy Wilks



Cr Paul King



Cr Jacko Ross



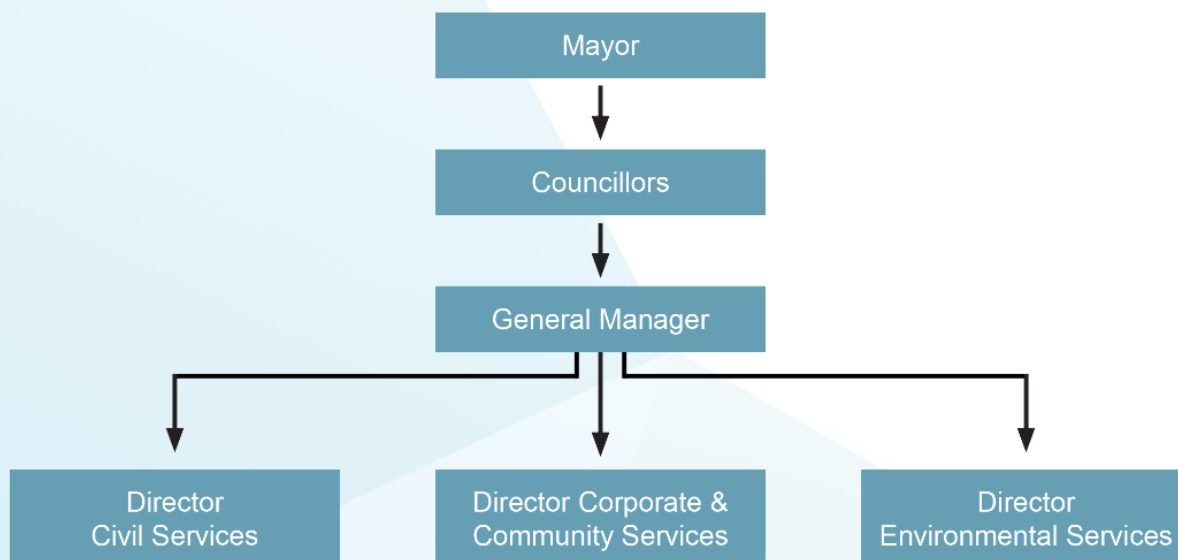
Cr Jo Williams

On the 28 February 2024 a casual vacancy was left following the resignation of an existing elected member. Mr Brett Whitworth, Deputy Secretary, Office of Local Government has advised that under delegated authority from the Minister for Local Government and pursuant to section 294(2)(a) of the Act, he has determined to order that this casual vacancy in civic office not be filled. This means that Council may dispense with the need to conduct a by-election to fill this casual vacancy.



Organisational Structure

The overall structure of the Inverell Shire Council is demonstrated in the chart below. The organisation consists of the Elected Members, the General Manager and three (3) divisional Directorates.



Role of the Major Players

The Mayor

- To provide leadership and guidance to the community
- To exercise policy-making functions between meetings of the Council
- To preside at meetings of the Council
- To represent Council at civic and ceremonial functions
- To facilitate communication between the community and the Council by way of correspondence, telephone, face to face meetings and inspections.

The Councillors

- To represent the interests of the residents and ratepayers
- To provide leadership and guidance to the community
- To facilitate communication between the community and the Council
- To attend meetings of the Council.

The Council

- To determine Council policies and objectives
- To direct and control the affairs of the Council in accordance with the Local Government Act
- To review the performance of the Council and its delivery of services, and the management plans and revenue policies of the Council
- To represent at all times the needs of the community as a whole.

General Manager Brett McInnes



The General Manager is Council's principal staff officer and has the following functions. His role is:

- The day-to-day management of the organisation
- To exercise the functions of the Council as are delegated by the Council
- To appoint, direct and dismiss Council employees
- The implementation of Council decisions
- To report to the Council on the contractual conditions of senior staff
- To exercise good corporate governance by clearly demonstrating leadership and commitment
- To ensure compliance with the Local Government Act and other relevant State and Commonwealth Law

Director Civil Services Justin Pay



Civil Services is responsible for the following activities:

- Civil Asset Management
- Road Construction & Maintenance
- Bridge Maintenance & Construction
- Traffic Engineering & Management
- Civil Survey and Design
- Water Supply Services
- Sewerage Services
- Heavy Vehicle Management & Regulation
- Fleet Maintenance and Operation
- Built and Natural Drainage
- Open Space Management
- Sporting Facility Management
- Footpaths and Cycleways
- Private Civil Works
- Local Emergency Management
- Emergency Services Liaison
- Aerodrome Maintenance & Operations
- Roads Construction Services.

Director Environmental Services

Anthony Alliston

Environmental Services is responsible for the following activities:

- Strategic Land Use Planning
- Statutory Planning/Development Control
- Building Certification Services
- Environmental Health
- Waste Management
- Public Health Matters
- Aquatic Centres Management
- Private Swimming Pool Regulation
- Caravan Park and Camping Ground Supervision
- Cemetery Management
- Compliance and Regulatory Services
- Council Building Management & Maintenance
- Property Development
- Heritage Management
- Rural Addressing
- Floodplain Management
- Liquor Accord



Director Corporate and Community Services

Paul Pay

Corporate and Community Services is responsible for the following activities:

- Integrated Planning & Reporting
- Community Engagement/Communications
- Corporate/Administrative Services
- Financial Management & Services
- Information Technology Services
- Asset Management (Financial)
- Procurement & Disposal
- Human Resource Management
- Corporate Fleet Management
- Depot Support Services
- Library Services
- Tourism Management
- Cultural Development
- Art Gallery & Public Art
- Community & Social Services
- Youth Council & Activities
- Aboriginal Consultative Committee
- Internal Audit/ARIC Liaison
- Aerodrome Management





How Your Council Functions

Council consists of nine (9) Councillors and is the ultimate decision-making body for the organisation. Council receives and acts upon advice from Council officers, advisory sub-committees and terminating committee / working parties.

The elected members should reflect the views of the community and are primarily responsible for making decisions on policy matters and the allocation of funds for Council services.

The *Local Government Act 1993* authorises for the General Manager to exercise the day-to-day management of Council.

Advisory Sub-Committees:

These particular committees address specialist issues under their jurisdiction. They consist of Councillors and public representatives and are requested to advise only on matters relating to the appropriate function/s. Advisory Sub-Committees report to Council on a regular basis making recommendations in relation to policy and planning.

Current Advisory Sub-Committees include:

- Local Emergency Management Committee;
- Aboriginal Consultative Committee;
- Audit, risk and improvement Committee; and
- Local Traffic Committee.

Terminating Committees/Working Groups:

These Committees are appointed where any matter before Council or a Committee requires detailed investigation. Meetings are held on an "as required" basis and terminate once the matter under investigation is reported to Council for determination.

Section 355 Committees:

Section 355 Committees are formed under this section of the *Local Government Act, 1993* to 'care, control and manage appropriate functions. These Committees operate under authorities delegated by Council and report annually to Council. These include the Sapphire City Festival and Inverell Sports Council.

Management Team

The Council's Senior Management Team consists of the General Manager and the three (3) Directors of Council's Divisional Directorates, Corporate and Community Services, Civil Services and Environmental Services.

In carrying out its responsibilities in the community, Council provides a range of services and related functions known as activities. Each activity is the responsibility of one (1) of the three (3) Directors.

Objectives of the Corporate and Community Services Division

To develop a structure within the organisation that will coordinate and achieve all community, Council and Government needs in an efficient and cost-effective manner. This involves the necessary action to ensure that:

- a) the decisions of Council are promptly and efficiently implemented,
- b) an accounting and information system is in place that provides adequate and accurate financial information to enable the decision-making process of Council and the Divisional Officers to be carried out,
- c) a system is in place to ensure that firm budgetary provisions are made for all income, expenditure and capital items so as to provide a clear indication of Council's overall financial planning,
- d) public confidence in the Council and its officers is promoted,
- e) economic, cultural and social development is facilitated within the Shire, and
- f) Council's resources are utilised appropriately and in accordance with Council Policy and Procedures and Legislative and Regulatory requirements.

Objectives of the Civil Services

To provide safe, effective, affordable and sustainable technology-based services and infrastructure to the community, and to Council's internal and external clients as well as the management of the civil infrastructure of the Shire.

Objectives of Environmental Services Divisions

To encourage the continued development and growth of the Inverell Shire in an environmentally sensitive manner. This is achieved through the implementation of local environmental plans, development control plans and health and building policies. These are designed to ensure that development occurs in a manner, which conforms to the requirements of all government bodies and environmental guidelines and which are aesthetically pleasing.

PART B – OPERATIONAL COMPONENT

Principal Activities / Other Activities

For the purposes of the Operational Plan and Budget, the following summary identifies the principal activities and their associated services which support Council's Community Strategic Plan, Delivery Plan, and subsequently this Operational Plan.

Corporate Activities

Strategic Objective: To provide sound and accountable management for the resources of Council, responsive and representative government, adherence to statutory requirements and the timely and cost-efficient provision of services to the organisation as a whole.

Principal Activity	Budget Program	Responsible Division
Corporate	Administrative Services	Corporate and Community Services
	Financial Services	Corporate and Community Services
	Information Services	Corporate and Community Services
	Stores/Purchasing	Corporate and Community Services
	Corporate Planning	Corporate and Community Services
	Depots	Corporate and Community Services

Community Activities

Strategic Objective: To foster and encourage the development of a wide range of high quality services and facilities to meet the social, recreational, educational, cultural and safety needs of the community.

Principal Activity	Budget Program	Responsible Division
Community	Library Services	Corporate and Community Services
	Cultural Services	Corporate and Community Services
	Social Services	Corporate and Community Services
	Sporting Facilities Services	Civil Services
	Parks and Reserves	Civil Services
	Local Emergency Management	Civil Services
	Fire Control	Civil Services
	Cemetery Operations	Environmental Services
	Community Services	Corporate and Community Services

Economic Activities

Strategic Objective: To encourage sustainable economic growth, such that it enhances the standard of living of all residents, through the operation of key economic business activities and the ongoing promotion of a wide range of development opportunities.

Principal Activity	Budget Program	Responsible Division
Economic	Industrial and Business Development and Promotion	Corporate and Community Services
	Property Development	Environmental Services
	Tourism Operations	Corporate and Community Services
	Private Works	Civil Services
	Aerodrome Operations	Corporate and Community Services
	Caravan Park Services	Environmental Services

Transport and Infrastructure Activities

Strategic Objective: To provide a transport infrastructure system that satisfies both urban and rural requirements for safe, convenient and reliable access to destinations through pedestrian and vehicular movement

Principal Activity	Budget Program	Responsible Division
Transport and Infrastructure	Works Branch Operations	Civil Services
	Major Drainage	Civil Services
	Weight of Loads	Civil Services
	Traffic Management Services	Civil Services
	Bridge Maintenance and Construction	Civil Services
	Roads Construction	Civil Services
	Roads Maintenance	Civil Services
	Fleet Management Services	Corporate and Community Services, Civil Services
	Survey and Design	Civil Services

Health and Development Activities

Strategic Objective: To provide a safe and healthy human environment with access to a high standard of facilities and services as a result of careful planning and responsible development that is mindful of, and compatible with, the natural and built environment

Principal Activity	Budget Program	Responsible Division
Health and Development	Planning Services	Environmental Services
	Health Services	Environmental Services
	Building Services	Environmental Services
	Waste Management Services	Environmental Services
	Ordinance Services	Environmental Services
	Water Services	Civil Services
	Sewerage Services	Civil Services
	Onsite Sewage Management	Civil Services

Other Significant Activities

Business and Commercial Activities

Council conducts a number of activities, which are operated on a commercial basis and are, consequently, categorised in accordance with the requirements of the NSW Government's Policy Statement on the "Application of National Competition Policy to Local Government".

Under these guidelines Council conducts two (2) Category 1 business activities (turnover >\$2M pa), being:

- Water Supply Activities
- Waste Water/Sewerage Activities.

The following actions have been taken in regard to these business activities:

- The principles of "Competitive Neutrality" have been applied to Council's Sewerage and Water Funds.
- The Business Activities have been separately identified within Council's operations.
- A "separate Internal Accounting and Reporting Framework" has been established in respect of these activities.
- "Private Sector Pricing Factors" including, tax equivalent payments, debt guarantee fees, rate of return on capital invested and dividend payments have been included in pricing calculations for the setting of charges.

Business Activity Subsidies:

- No theoretical non-cash subsidy is provided to each property ratable to the water charges in respect of private sector pricing factors.

Workforce Services

Council is committed to maintaining high quality human resources and, as explicitly stated in Council's 'Statement of Values', is further committed to fostering and utilising the skills of its staff in an equitable and safe work environment. Council has prepared a 10 Year Workforce Management Plan. Council has identified six (6) key components of its workforce services.

Recruitment Philosophy

The importance of recruiting and selecting the "best" staff in the "best" possible way cannot be underestimated.

Council expressly seeks to make use of the best talent available, (as this ensures the best performance to the organisation and the community), whilst considering modern management practices and complying with regulations and legislation covering the hiring of staff.

The recruitment process focuses on the assessment of applicants for both competency (knowledge, skills and attitude) and preference (activities that they like doing) thereby achieving the "best fit," a process that is consistently applied through the operation of Council's recruitment panel.

Training

To ensure that appropriate training is provided to enhance the skills and knowledge of employees in a manner that is mutually beneficial.

Intra Organisational Communication

To provide employees with relevant information and feedback and promote communication across all levels.

Work Health and Safety

To provide a safe working environment for all employees, by adhering to all the requirements of the *Work Health and Safety Act, 2011*, in particular, the continued operation of Council's Risk Management Committee.

Workers' Compensation and Rehabilitation

To ensure that all employees injured at work are supported and are provided with appropriate rehabilitation if required.

Industrial Relations

To promote open and consultative communication between management, employees and industrial unions.

Equal Employment Opportunity Activities

Council is committed to ensuring that the talents and resources of all employees are fully recognised and that no employee or job applicant regardless of ethnicity, sex, marital status, pregnancy, physical and intellectual impairment, sexuality or age receives less favourable treatment by condition or requirements which cannot be shown to be relevant to performance. Furthermore, Council is unequivocally committed to promoting Equal Employment Opportunity (EEO) for all employees.

Council's EEO Program aims to ensure that all current and prospective employees receive fair and equitable treatment when applying for employment, training or promotion by providing selection criteria based on experience, qualifications and merit.

Council's EEO Policy reinforces the position that Equal Employment Opportunity is a right to fair and unbiased conduct, practices and decisions in all employment related activities and is based on the principle of merit expounded in Council's EEO Program.

Environmental Activities

Council is committed to a holistic approach in its operational planning process and its Operational Plans are considered against a background of environmental planning. Council monitors and reports on the State of the Environment on an annual basis considering a broad spectrum of environmental issues including:

- The Atmosphere
- Land
- Aquatic Systems
- Waste Management
- Biodiversity

- Noise
- Heritage
- Built Environment.

Council's environmental reporting and assessment is represented in a dynamic document which changes and evolves as environmental issues, large or small, are resolved and other issues arise. As Council acts for the community in this matter, it places great emphasis on the involvement of the general public in its role of identifying issues that affect the environment. The community is further involved in the formulation of policies and plans that play a role in rectifying and preventing damage to the environment, now and in the future.

Aims and Objectives of the Plan

1. To provide comprehensive information on the current state of the environment within the Shire.
2. To provide information to help government departments and the community to gain a comprehensive picture of the local environment and to assist in decision making, education and identifying future needs.
3. To ensure that the environment is protected and enhanced, facilitating a healthy and safe lifestyle for all, and to promote biodiversity. This aim, however, must be achieved while ensuring an equitable balance between the environment and social and economic development.
4. To provide the necessary foundation for strategic environmental planning and the development of environmental rehabilitation, restoration and protection initiatives.

Environmental planning considerations underpin Council's management planning philosophy, to form an integral part of the operational plans of Council whilst also separately identified in the State of the Environment Report as a support document to Council's Operational Plan.

Onsite Sewage Management

Council has prepared an Onsite Sewage Management Strategy (OSSMS) which details its approach to the ongoing management of on-site sewage management installations within the Council area. This strategy is designed to ensure that Council follows appropriate guidelines to ensure that the onsite sewerage management systems within the Council area are operating efficiently and safely.

The results of Council's activities throughout any particular year are required to be reported on within the annual State of the Environment Report for that particular year.

Local Environmental Plan

Council is required to develop and implement a Local Environmental Plan (LEP). An LEP is the principal legal document for controlling the development of land at the Council level. The zoning provisions detailed in the LEP establish the permissibility of uses and standards and regulate the extent of development on land in the shire. LEP's are prepared by councils and approved by the Minister (after public exhibition). Council's LEP was prepared in 2012.

Water and Sewerage Business

Water Supply Business

Inverell Shire is well serviced for water and has not experienced the supply difficulties and restrictions faced by other communities. Council owns and operates three (3) water supply schemes providing treated water to over 13,500 people. The schemes are known as:

1. Copeton Water Supply Scheme – supplying treated water to Inverell, Delungra, Gilgai and Tingha. (Water Supplied from Copeton Dam which is three times the size of Sydney Harbour).
2. Ashford Water Supply Scheme – supplying treated water to Ashford. (Water supplied from the Severn River below Pindari Dam. A new Water Treatment Plant was completed in 2016).
3. Yetman Water Supply Scheme – supplying treated water to Yetman from bores.

Council also provides non-potable supplies in Bonshaw and Graman. Council manages the schemes as a single water supply fund. The extent of capital investment in the infrastructure associated with Council's water supply requires an extensive knowledge of the system as it is now and the maintenance and capital upgrades it will need in the future. The plan is part of a mechanism of ensuring continuity of supply of treated water to National Health and Medical Research Council standards for the best dollar value.

The Business Plan identifies the means of managing the existing infrastructure identified in Council's Water Assets Register and future assets using the framework of Total Asset Management. Inverell Shire Council recognises the role of government is that of a service and facility provider and this role must be undertaken in the most cost efficient and effective manner. Council also recognises the responsibility to determine natural service areas and communities of interest, without regard to artificial and historical local government boundaries while prompting the responsible use of its natural resources.

Sewerage Business

Council owns and operates five (5) sewerage schemes, which serve approximately 12,000 people.

These schemes are at:

- Inverell;
- Ashford;
- Delungra;
- Gilgai; and
- Tingha.

The schemes are managed as a single sewerage fund and are operated in an environmentally sensitive manner. A major upgrade and expansion of the Inverell Sewerage Treatment Plant has commenced and scheduled for completion during 2024.

Access and Social Equity Activities

Social Planning

The 1996 NSW Social Justice Directions Statement “Fair Go, Fair Share, Fair Say” committed the NSW Government and the Division of Local Government to promoting a more inclusive Community by ensuring that government services are responsive to Community needs and diversity. To this end, Inverell Shire Council has addressed these matters in Council’s Strategic Plan. The overriding principles that have been applied in the development of Council’s Strategic Plan in this matter are:

- The need to promote fairness in the distribution of resources, particularly for those most in need,
- The need to promote and recognise people’s rights and improve the accountability of decision makers,
- The need to ensure that people have fairer access to the economic resources and services essential to meeting their basic needs and improving their quality of life; and
- The need to give people better opportunities for genuine participation and consultation about decisions affecting their lives.

The Strategic Plan now serves a crucial role in documenting identified community needs and providing a clear direction for recommending remedial action to address prioritised service shortfalls. As a consequence, the Strategic Plan serves as an effective tool allowing Council to formulate its management and business plans across the range of Council functions, ensuring that its services, facilities and processes are, as far as possible, accessible and responsive to all members of the community.

In considering the specific needs of the community in the development of the Community Strategic Plan, Council identified six (6) major target groups as a result of detailed scrutiny of demographic data and anecdotal evidence. These include children; young people; women; older people; disabled people and Aboriginal people. Council, in considering the needs of the community, has not identified people from linguistically and culturally diverse backgrounds as requiring individual attention due to their ability to integrate within the community.

Access Planning

Council’s Inclusion (Disability) Action Plan is underpinned by the philosophy that it operates as a tool to assist in the management of Council facilities and services in a manner that facilitates access to and use of those facilities and services by all members of the community.

Specifically, the goals of Council’s Inclusion (Disability) Action Plan are to:

- Improve services and facilities to existing consumers, customers and elected representatives;
- Maintain Inverell Shire Council’s image as a leader in the field of inclusive access;
- Allow for a planned and managed change in business or services;
- Allow public consultation for inclusion and access issues;
- Break down the physical, attitudinal and communication barriers associated with disabled access;
- To undertake a bi-annual review of Council’s Inclusion (Disability) Action Plan to ensure compliance to current standards and changing needs of the community (last reviewed and updated in 2023);
- To ensure progressive training and education of Council staff to address the goals of the Inclusion (Disability) Action Plan.

These goals are taken into consideration in the development of Council’s infrastructure renewal and upgrade programs in the Operational Plan. Over recent years Council has undertaken infrastructure upgrade works in the Inverell Central Business District and Lake Inverell to improve access. Council has also provided improved all abilities access at Copeton Dam Northern Foreshores and new accessible footpaths at the Inverell Sports Complex to provide inclusive recreational opportunities.

Fraud Control

Council takes its duty to effectively and efficiently manage the communities' resources and facilities entrusted to it seriously. Council has established a Fraud Control Policy and also utilises internal and external audit functions to ensure the correct use of Council's resources. This function is conducted in accordance with industry best practice.

Cultural Development

The development of the Shire's cultural assets is underpinned by the definition of culture adopted from Local Government NSW as *"the aspirations and activities practiced and utilised by Local Government in the Community to reflect and celebrate the past, current and future identity, character, spirit and sense of place. For Local Government, cultural development is the purposeful pursuit of Council functions that enrich local identity, a sense of place and quality of life."*

The development and implementation of the Community Strategic Plan in respect of cultural matters is informed by the following key principles: *Identity, Diversity, Economy, Activity, and Heritage.*

The Community Strategic Plan includes an expression of the Community's objectives and needs for cultural services and facilities. The communities of the Shire are actively involved in a wide array of cultural and artistic activities.

The Operational Plan and Budget provide for a continuation of Council's financial support of the Inverell Art Gallery, being a major cultural and tourism asset of the Shire.

The Community Strategic Plan considers the following principles:

- To facilitate the use of appropriate facilities, advocating where necessary for improved infrastructure development.
- Encourage the promotion of local events and activities; promote the value of participation; promote local sponsorship of activities and events; explore opportunities for improved networking.
- To collaborate with and support the efforts of local service providers to enhance the scope of opportunities and to encourage community participation.
- To ensure more efficient utilisation of existing resources and opportunities.
- To ensure community needs and expectations are met.
- To enhance the economic potential of Inverell's cultural appeal.
- To maximise the return on Inverell's rich cultural history and heritage, whilst preserving its value.
- To build on Inverell Shire's reputation as a 'desirable destination'.
- To promote equality of access and cultural experience for the whole community.

Economic Development

Council recognises the importance of facilitating a healthy, vibrant, innovative and proactive community. The prosperity of a region's future depends on the health of its supporting economic base. Council's Community Strategic Plan requires the *"giving of priority to economic and employment growth and the attraction of visitors"*. Inverell Shire is now the fastest growing Shire in the New England/North West and Inverell is one of the fastest growing regional centres in New South Wales with an annual growth rate of 2.79%.

Council's Strategic objectives in respect of a strong economy are:

- Businesses, Institutions and Council are working cooperatively towards agreed initiatives to strengthen and expand the Shires economic base;
- Plan for and promote the clustering of specific businesses and industry sectors in commercially appropriate locations;
- Facilitate access to services and infrastructure including education, training and research for business;
- Develop and promote the Shire as a place for business establishment;
- Assist business to integrate with the Community and natural environment;
- Plan for and promote private and commercial businesses and residential, industrial and commercial development;
- Promote a competitive, dynamic and progressive business environment that improves market value;
- Promote the Shire as a destination for visitors; and
- Generate economic benefits to the Shire by increasing visitation from domestic, regional, national and international market sectors.

Council has successfully and continues to demonstrate leadership in these strategic areas. Key results to date include:

- Redevelopment and beautification of the Inverell CBD and Cultural Precinct.
- Direct financial and in-kind assistance to Business and the Inverell Chamber of Commerce and Industry.
- Growth and promotion of Inverell's tourism industry through the Visitor Information Centre and provision of comprehensive promotional materials. Tourism is worth in excess of \$63.7M a year to the local economy.
- Facilitation of business development seminars with the State Government.
- Facilitation of the bi-annual Inverell Careers Expo.
- Co-ordination of Inverell Business, Tourism and Community websites.
- Facilitation and participation in regional national and international events promoting Inverell.
- The provision of Financial Assistance to Businesses through its Industry Assistance Programs.
- Provision of the Rifle Range Road Stage 2 Industrial Land Subdivision.
- Redevelopment of Copeton Northern Foreshores

Council participates in the NSW Government's "Small Business Friendly Council" Program. During 2022/2023 Council conducted major promotional activities with the Inverell Chamber of Commerce and Industry, reviewed its Policies which impact Small Business and, as noted, completed Stage 2 of its Rifle Range Road Industrial Subdivision. The community's need for industrial land is not currently being met by the private market.



PART C – STATEMENT OF REVENUE POLICY

Rates

Categorisation of Land – General Rates

Council has adopted the following categories of land for utilisation as the basis of Council's rating system for General rates:

- Farmland
- Residential
- Mining
- Business

NOTE: All individual parcels of land in the Shire will be initially declared in one of these categories.

Council also utilises a system of sub-categories as a mechanism to achieve a more equitable distribution of the rate burden within the Shire. The sub-categories are:

CATEGORY	SUB-CATEGORY
Residential	Inverell Rural (2 ha to 40 ha) Ashford village Delungra village Gilgai village Yetman village Tingha Village General
Business	Inverell Other

Rating Structure

Council has chosen to utilise a rating structure that involves the use of a base amount to which an ad valorem amount is added. The base amount and the ad valorem amount may vary from year to year, depending on the total amount of rate income Council chooses to raise and the land value determined by the Valuer General for each individual parcel of land in the Shire.

Non-Rateable Lands – Annual Charges

Some land within the Shire is exempt from paying general rates – these lands are called 'non-rateable' land. However, annual charges for water services, sewerage services, domestic waste services and other waste services are charged on these lands.

Details of these charges are shown elsewhere in Council's Operational Plan.

Type of Fees

Section 608 of the *Local Government Act, 1993* permits fees to be charged for services provided by Council. An approved fee may be charged for the following services provided under the Local Government Act or any other Act or the Regulations:

- Supplying a service, product or commodity.
- Giving information.

- Providing a service in connection with the exercise of Council's regulatory functions including receiving an application for approval, granting an approval, making an inspection and issuing a certificate.
- Allowing admission to any building or enclosure.

In particular, Council may charge an approved fee for inspecting premises that are reasonably required to be inspected in the exercise of its functions, whether or not the inspection is requested or agreed to by the owner or occupier of the premises.

The details of each fee proposed to be charged, the type of fee, and the amount of the fee are set out in full in the attached Schedule of Fees and Charges for the financial year 2024/2025.

Annual Charges

Council proposes to levy annual charges for the following:

- Water Supply Services
- Sewerage Services
- Waste Management, Domestic Waste Management Services and Other Waste Management Services
- Stormwater Management Services

Water Supply Service (Category 1 – Business Activity)

Council has adopted the principle of 'competitive neutrality' to its Water Supply business activities as part of the National Competition Policy that is being applied throughout Australia at all levels of government. The framework for its application is set out in the June 1996 Government Policy statement on the 'Application of National Competition Policy to Local Government'. The 'Pricing & Costing for Council Businesses – A Guide to Competitive Neutrality' issued by the Department of Local Government in July 1997 has also been adopted.

The pricing and costing guidelines outline the process for identifying and allocating costs to activities and provides standard of disclosure requirements. These disclosures are reflected in Council's pricing and/or financial reporting systems and include taxation equivalents; Council subsidies; return on investments (rate of return); and dividends paid.

The water charge is levied upon:

- a) Land that is supplied with water from Council mains, and
- b) Vacant land situated within 225 metres of a Council water main, whether or not the property is connected to Council's water supply, provided it is possible to supply water to the property if requested by the owner of the land.

The level of the annual water charge is set to generate sufficient funds to operate and maintain a water supply service. Council's policy is to levy a 'standard' water charge to all serviced areas of the Shire in order to provide equitable access to the service.

Sewerage Charges (Category 1 – Business Activity)

Council has adopted the principle of 'competitive neutrality' to its Sewerage Service business activities as part of the National Competition Policy that is being applied throughout Australia at all levels of government. The framework for its application is set in the Government Policy statement on the 'Application of National Competition Policy to Local Government'. The 'Pricing and Costing for Council Businesses "A Guide to Competitive Neutrality"' issued by the Office of Local Government has also been adopted.

The pricing and costing guidelines outline the process for identifying and allocating costs to activities and provides standard of disclosure requirements.

These disclosures are reflected in Council's pricing and/or financial reporting systems and include taxation equivalents; Council subsidies; return on investments (rate of return); and dividends paid.

Sewerage charges are levied upon:

- a) Land that is connected to Council's sewer mains, and
- b) Vacant land situated within 75 metres of the Council sewer main, whether or not the property is connected to the sewer main, provided it is possible for the land to be serviced if requested.

The level of the annual sewerage charge is set to generate sufficient funds to operate and maintain a sewerage supply service. Council's policy is to levy a 'standard' sewerage charge to all serviced areas of the Shire in order to provide equitable access to the service.

Private residences are levied the annual sewerage charge irrespective of the number of water closets connected to the sewerage system. Other premises, such as flats, motels, hotels etc. are levied multiple sewerage charges for all water closets in excess of two (2).

Waste Management Charge

The Waste Management Charge is levied on all rateable properties in the Shire.

Income from the Waste Management Charge is utilised to offset the costs associated with the management and maintenance of Council's Waste Depots and associated programs, which are not funded from Council's Domestic Waste Management Charge. An amount is allocated to a reserve for the development of future waste disposal sites and site restoration.

Domestic Waste Management Charge

This charge is levied on each property in a defined 'scavenging area' for Inverell, the villages and other areas which are provided with garbage service and a recycling service, utilising the 240 litre 'Sulo' bins. The waste collection service is provided by Council. Council significantly expanded the collection areas during 2013/2014 and 2014/2015 for both garbage and recycling services as part of its new Waste Management Strategy. Council's collection footprint increased again on 1 July 2019, after Tingha ceded into Inverell Shire. Council partners with Glen Industries, a registered Australian Disability Enterprise, in the delivery of its recycling services.

Income from the Domestic Waste Management charge meets the cost of providing the domestic waste collection services, and an amount is allocated to a reserve for development of future waste collection services.

Waste Management Service (Commercial)

These waste and recycling collection charges are levied on commercial properties wishing to use the services. These are 'user pays' charges.

Stormwater Management Service Charge

This charge is levied on all urban land that falls within the residential or business categories for rating purposes (except vacant land) to which Stormwater services are provided in Inverell, Ashford, Delungra, Yetman and Gilgai. The level of the charge is set by the State Government.

Loan Borrowings

Borrowings are funds that Council may obtain from external and internal sources either by overdraft, loan or by any other means approved by the Minister for Local Government.

The following borrowings are proposed over the next five (5) years.

YEAR	FUND	PURPOSE	AMOUNT	TOTAL
2024/2025	General	Capital Works	Nil	Nil
2025/2026	General	Capital Works	Nil	Nil
2026/2027	General	Capital Works	Nil	Nil
2027/2028	General	Capital Works	Nil	Nil
2028/2029	General	Capital Works	Nil	Nil

YEAR	FUND	PURPOSE	AMOUNT	TOTAL
2024/2025	Water	Capital Works	Nil	Nil
2025/2026	Water	Capital Works	Nil	Nil
2026/2027	Water	Capital Works	Nil	Nil
2027/2028	Water	Capital Works	Nil	Nil
2028/2029	Water	Capital Works	Nil	Nil

YEAR	FUND	PURPOSE	AMOUNT	TOTAL
2024/2025	Sewer	Capital Works	Nil	Nil
2025/2026	Sewer	Capital Works	Nil	Nil
2026/2027	Sewer	Capital Works	Nil	Nil
2027/2028	Sewer	Capital Works	Nil	Nil
2028/2029	Sewer	Capital Works	Nil	Nil

Council is currently investigating the provision of additional infrastructure at the Inverell Waste Facility, which may require new borrowings in the short to medium term.

Council allocates a significant quantum of Funds to Capital Works each year and also hold funds as Internally Restricted Assets which are available to fund identified Capital Works.

Goods and Services Tax (GST)

Local Government is treated as a business and GST is payable on all goods and services supplied by Council at the prescribed rate as set by the Commonwealth Treasurer.

However, a number of taxes, fees and charges will be outside the scope of the GST. If a particular fee or charge levied by Council is listed on a determination made by the Commonwealth Treasurer, it will not be subject to GST.

2024/2025 Budget Report

Introduction

Council has a policy of applying the following principles to the preparation of the Draft Operating Plan and Budget and Long-Term Financial Plan:

- Principle 1:** A “Balanced Budget” for all activities is to be presented for consideration.
- Principle 2:** Ensure the provisions of funds to meet operation costs of approved services is at a sustainable level, prior to allocating funds for capital projects.
- Principle 3:** The Draft Budget utilises the full “Rate Peg” approved by IPART for consideration.

These principles have been applied to the preparation of this document. However, the following matters are highlighted:

- i. Resulting from the Water and Sewer revaluation undertaken 30 June 2023 substantial increases in operational expenses (depreciation) will have a negative impact on the Operational Performance of the Water and Sewer Funds resulting in deficit budgets during 2024/2025 and 2025/2026. The proposed three-year budget rectification program (refer to section 14 below) will return the Water and Sewer funds to surplus from 2026/2027 ensuring long term financial sustainability as indicted in the Long Term Financial Plan
- ii. Some votes have been reduced below the 2023/2024 level due to “special one off” expenditure being included in the votes in that year being excluded and also due to ongoing cost savings being identified.

The Budget has been predicated on the principle that the maintenance of existing facilities should be paramount and therefore maintenance votes in the works area have been maintained.

- iii. The continuation of Council’s “Strategic Capital Infrastructure and Projects Fund” as a vehicle for Council to be able to undertake strategic projects which enhance the amenity of the community and which provide Council with a capacity to attract grant funding (most grant funding now requires \$ for \$ matching contributions).
- iv. Council’s “Strategic Capital Infrastructure and Projects Fund” has been allocated to loan repayments for the Inverell Aquatic Centre Redevelopment
- v. A full “Rate Peg” of 4.5% has been utilised in the preparation of this budget.

The preparation of this budget can be summarised as:

1. Presents a balanced budget for the General Fund, and deficit budgets for Water and Sewer Funds during 2024/2025 and 2025/2026 and return to a balanced budget in 2026/2027;
2. It is a “Operationally Sound” budget. That is, this budget document provides for the continuation of all Council’s existing programs and services at their existing service levels with no service cuts;
3. No “Surplus funds” have been identified for allocation later in 2024/2025 as needs arise, with all revenues being matched to expenditure to maintain the budget in balance; and
4. The budget provides substantial funding for the ongoing implementation of Council’s Asset Management Program, which is a major requirement of the State Government under the Integrated Planning and Reporting Guidelines.

Major Impacts on Budget

When preparing the Budget, it was necessary for the following external factors (beyond Council's ability to control income/expenditure) to be considered. The factors include:

- Rate pegging limit – IPART has advised Council of the maximum permissible increase. The draft estimates have been prepared on the basis of Council utilising the full 4.5% increase in the General Activities rate income for 2024/2025. This is consistent with Council's Long-Term Financial Plan. The 4.5% increase yields Council additional revenue of \$703K additional rate income to that which was raised in 2023/24;

It is recommended that Council again take the maximum permissible increase allowed. Failure to do so will negatively impact Council's long-term sustainability;

- Total Fixed Cost increases in the General Fund of \$867K, Water Fund of \$163K, and the fixed costs decreases in Sewer Fund of \$55K;
- The electricity costs included in the draft Budget are \$620K General Fund, \$1.3M Water Fund and \$290K Sewer Fund for a total of \$2.25M, being an increase of \$259K on 2023/2024 budget;
- Wage and salary increase, averaging 3.5% (Local Government State Award commencing 1 July 2024), have been allowed for, including increases in respect of staff movements within Council's Salary System. The Superannuation Guarantee Charge has been allowed for at the legislated 11.5%, an increase of 0.5%;
- In accordance with the Local Government State Award 2023 and Additional Award Payment totaling \$211K (including superannuation) has been provided within the budget for employees' who have had at least 12 months continuous service with Council as at 30 June 2024;
- Insurance Premiums increased across the three (3) Funds by \$149K. Insurance expenditure now totals \$1.32M across the three (3) funds and is increasing at an alarming rate;
- The Financial Assistance Grant has been included at \$5.203M, the ACRD Road Grant at \$2.842M, the Roads to Recovery Grant at \$1.402M, Regional Emergency Repair Fund (replacing the RMS Repair Program) at \$0.544M and the Regional Roads Block Grant at \$3.268M;
- The official Australia Cash Rate as set by the Reserve Bank (RBA) has increased significantly over the last few years to 4.35% at the time of writing this report. The increase to previously seen low interest rates have increased Council's ability to generate interest revenue to offset Council's works program. The 2024/2025 budget has allocated \$1.360M in the General Fund, \$182K for the Water Fund and \$130K for the Sewer Fund.

Most economists, including Council's investment advisor, Imperium Markets, and TCorp Local Government Services, have all indicated that interest rates will plateau during 2024/2025 with potential rate decreases in early 2025; and

- Cost shifting is now reported by Local Government New South Wales (LGNSW) to be costing councils 6% of their Total Annual Revenues (in the General Fund this equates to \$2.332M or a 14.92% Rate Increase). Cost Shifting occurs when Federal and State Governments transfer the costs of delivering services and infrastructure onto Local Government, without providing the funding to Local Government to fund the service and infrastructure delivery.

Accordingly, Council does not have the financial capacity to fund new services or any capital projects other than those detailed in the budget report in the General Fund 2024/2025 draft Budget. The Water and Sewer Fund (these funds are restricted in their use by legislation and cannot be utilised outside of these activities) continue to have the capacity to fund new services and capital projects on a priority basis; however, the major focuses within the Water and Sewerage Funds are asset management and asset renewal.

On a cash basis, the General Fund will return a cash surplus of \$1,205 Water Fund, a cash surplus of \$1,760 and Sewerage Fund a cash surplus of \$1,750 for a combined fund cash surplus of \$4,715.

General Activities Budget

General Rates and Charges

This Budget has been prepared on a balanced basis. Details of increases in votes, one off allocations and details of major budget allocations and cost increases included in the Budget are shown in Attachment 1 – 9. Details of Council’s major Works Programs – Roads are included in Attachments 3 and 4.

General Rates

A key principle applied to the preparation of a General Activity was the ‘Operationally Sound’ principle, which ensures all existing services were delivered, maintained and renewed to Council’s service standards.

The key features of the 2024/2025 Budget are:

- a general rate increase allowable in terms of Section 506 of the Act (Rate pegging Section) for the 2024/2025 rating year is 4.5% and has been included to fund the increase in fixed costs in the General Fund. The 4.5% increase yields Council additional revenue of \$703K additional rate income to that which was raised in 2023/24;
- increases in Council’s fixed cost, as detailed in Attachment 1 below, are funded;
- it’s a continuation of the existing rating structure i.e. Base amount and an ad valorem rate;
- a base rate of \$235.00;
- the maximum permissible rate increase enables Council to meet all the State Government required Benchmarks at 30 June, 2025, and also place Council in a sound position to maintain its existing service and infrastructure levels, and continue to address the infrastructure backlog on its road network; and
- failure to take the maximum increase allowed will impact negatively on Council’s sustainability in future years.

Waste Management Charges

Waste Management continues to be a significant issue for Council. It is recommended under Council’s Long Term Financial Plan that the 2024/2025 waste charges increase as follows: Waste Management Charge increases to \$100.00 (was \$96.00) and levied on all rateable properties, the Domestic Waste Management – Occupied Charge increase to \$418.00 (was \$398.00), the Domestic Waste Management – Unoccupied Charge increase to \$75.00 (was \$72.00) and the Commercial Waste Management Charge increase to \$418.00 (was \$398.00) plus GST if applicable, and the Weekly Commercial Recycling Collection Charge increase to \$160.00 (was \$150.00).

On this basis the Waste Charges to be collected from each Charge Type are as follows:

Waste Management Charge	\$ 868,800
DWM – Occupied Charge	\$ 3,073,554
DWM – Unoccupied Charge	\$ 30,825
Commercial Waste Management/Recycling Charge	\$ 208,679
TOTAL	\$4,181,858

Council's Waste Functions are fully self-funding, however, should the State Government Waste Levy become payable by Council, the abovementioned Waste Charges would need to increase significantly. It is likely that Council will be forced to pay these charges in future years. While the State Government propose that the purpose of the levy is to reduce the amount of waste going to landfill and to promote more recycling and materials recovery, the levy has to be paid by Councils to the NSW Environmental Protection Authority, who then utilises the funds to fund their operations and programs. This is an example of the State Government shifting their costs onto Council at the ultimate expense of Council's Ratepayers.

Fees and Charges

Also included with the Budget are the proposed 2024/2025 Fees and Charges.

Many Fees and Charges have been increased from the level set at the 2023/2024 Budget Meeting. Where an increase is recommended, these fees are highlighted.

It is noted that GST has been added to those fees and charges to which the tax applies.

Loan Borrowings

No new borrowings are proposed for the General, Water or Sewer Funds for the 2024/2025 Financial Year.

Details of Council's outstanding loan commitments for all Funds are shown in Attachment 9.

As Council has been declared as a Fit for the Future Council, Council can now access borrowings from NSW Treasury Corporation if required, at significantly reduced interest rates.

Internally Restricted Assets (IRA) all Funds

This Budget recommends net transfers from Internally Restricted Assets of \$5.382M to fund specific capital expenditure items. That said, further actual transfers will occur in the Water, Sewerage and Waste Funds as ongoing projects are completed.

The 2024/2025 budgeted net transfers to/(from) reserves are:

FINANCIAL RESERVE	Net Movement \$000
Plant Purchases (Funded from accumulated plant depreciation charges)	(1,136)
Waste Management Services	375
Domestic Waste Management	13
Inverell Aquatic Centre (Includes \$10M unexpended loan funds)	(4,634)
TOTAL Net Movements - Transfer to / (Transfer from)	(5,382)

A table showing the Internally Restricted Assets and movements proposed by the Budget is shown in Attachment 6 of the 2024/2025 Operational Plan, with the balance at 30 June 2025 expected to be \$21.22M in General Fund (dependent on the completion of Internally Restricted Funded Projects – see the Notes on Attachment 6 for details), \$8.836M in Water Fund and \$3.423M in Sewer Fund. The interest that accrues on these funds contributes substantially to the funding of Council's continuing Works Programs. As these funds reduce, so does the quantum of funds available to the annual Works Program.

Capital Expenditure

A list of capital items proposed for 2024/2025 is shown in Attachment 5.

The funding sources for these items are:

	GENERAL \$	WATER \$	SEWER \$	TOTAL \$
OTHER CAPITAL PROGRAMS				
Grants/Other Contributions	237,160	-	-	237,160
Loans	-	-	-	-
Revenue	1,837,780	1,804,190	992,090	4,634,060
Internal Restricted Assets	3,385,500	-	-	3,385,500
	5,460,440	1,804,190	992,090	8,256,720
INVERELL AQUATIC CENTRE				
Grants/Contributions				-
Revenue				-
Internal Restricted Assets	4,634,403			4,634,403
	4,634,403	-	-	4,634,403
ROADS				
Grants/Contributions - Roads	4,937,207	-	-	4,937,207
Revenue Funding - Roads	3,161,817	-	-	3,161,817
Internal Restricted Assets - Roads				-
	8,099,024	-	-	8,099,024
	18,193,867	1,804,190	992,090	20,990,147

No Capital Expenditures have been recommended outside of Council's existing programs, and increases are generally limited to inflation.

Plant Purchases

The Council's Plant acquisitions (known as "Inverfleet") is based on a 10 Year "rolling" Replacement Plan, which is funded through the "hire charges" for Council Plant on Council works.

Council's Inverfleet operations budget has been summarised in the below table. A detailed budget report is shown in Attachment 7.

SUMMARY OF INVERFLEET OPERATIONS FOR 2024/2025

Full details in Attachment 7

	\$
Total Net Plant Income	6,880,110
<u>Less</u> Plant Operating Costs/Works Programs	6,570,360
Less Plant Capital Replacement Inflation Allowance (CRIA)	309,750
Surplus/(Deficit) from Operations	\$0
Add back Depreciations	1,940,000
Add back CRIA	309,750
<u>Less</u> Transfer to Plant IRA for Purchases	2,249,750
Net Surplus from operations	\$0

2024/2025 is a high expenditure year with proposed plant purchases having an estimated purchase price of \$4,250,000 (includes \$80,000 for Small Plant, and \$40,000 for new Workshop Equipment) as shown in Attachment 8. This program may be varied during the year to reflect Council's changing needs.

An amount of \$2.743M is estimated to be held in the Plant Internally Restricted Asset as at 30 June 2025 to Fund Council's replacement needs. This is funded from the Plant Depreciation Expense.

Council's Plant hire charges were increased in July 2023 by 5.15% to cover fixed operating costs, plus an additional increase of 10.84% to reflect the significant increase in fuel (Fuel Levy). Fuel represents the second largest cost to fleet expenditure behind depreciation. This increase will have significant impacts on the cost of delivering Council services.

Council's Plant hire charges will increase on 1 July 2024 by 7.01% to cover increases in wages, insurances, cost of parts and depreciation. Council's fuel levy will be adjusted to reflect the cost of fuel at July 2024.

Council was able to purchase diesel late March 2024 for \$1.75 per litre excluding GST. Council staff will continue to monitor fuel prices over the coming months and Plant Hire rates will be adjusted each month based on the price movement of fuel. Each five (5) cent movement (+/-) will result in Plant Hire Rates being adjusted by (+/-) 0.81%.

Sewerage Activities

Council is required to comply with the National Guidelines as agreed by COAG in respect of the pricing of its Sewerage Services. It is required in complying with these Guidelines at a minimum standard that Council's Sewerage Operations at least break even financially after the depreciation of assets is brought to account. Council's Sewerage Fund is in a sound financial position.

This Activity's Budget is based on:

- a) a "Deficit" Budget of \$211K from ordinary activities before capital amounts (refer to attachment 10 for more detail, page 80);
- b) a 5.18% - 5.45% increase in sewerage charges for 2024/2025 are proposed in this budget.

Sewer charges did not increase for three years during the implementation of Council's Special Rate Variation. The Fund will still maintain significant funds to fund the substantial major Asset Renewal and Upgrade Works being undertaken.

- c) the Nursing Homes/Supported Aged Care Sewerage Charge of \$3,025.00 p.a. is again recommended. This will apply to H N McLean and Ashford Aged Care; however, the annual subsidy will still be in the vicinity of \$8K p.a. This subsidy is able to be provided under the NSW Best Practice Management Water and Sewerage Guidelines.
- d) Inverell Showground Sewerage Charge of \$4,090.00 p.a. is recommended. This will apply to the Inverell Showground and reflects the infrequent use of amenities at the Inverell Showground.

On this basis, the Sewerage Charges to be collected from each Charge Type are listed in the following table.

Charge Type	Total Amount	Unit Charge
Sewer – Occupied	\$ 3,157,275	\$ 645.00
Sewer – Vacant	\$ 80,794	\$ 406.00
Sewer – Flats/Units	\$ 105,154	\$ 406.00/Unit
Sewer – Hotels/Clubs	\$ 28,920	\$ 1,928.00
Sewer – Motels, Hotel/Motels Complexes and Caravan Parks.	\$ 56,799	\$ 645.00 Residence \$ 645.00 Restaurant \$ 203.00/Ensuite unit \$ 1,928.00/Amenities Block
Sewer – Non-Rateable Schools – WC's	\$ 40,565	\$ 133.00/WC
Sewer – Non-Rateable Other – WC's	\$ 45,045	\$ 143.00/WC
Sewer – Non-Rateable – Urinals	\$ 8,379	\$ 133.00/Urinal
Sewer – Not-for-profit Nursing Homes	\$ 6,050	\$ 3,025.00
Sewer – Inverell Showground	\$ 4,090	\$ 4,090.00
TOTAL	\$ 3,533,071	

Water Activities

Council is required to comply with the National Guidelines as agreed by COAG in respect of the pricing of its Water Supply Services. Council complies with these guidelines at a minimum standard.

This Activity's Budget is presented on the following basis:

- a) a "Deficit" Budget of \$217K from ordinary activities before capital amounts. (refer to attachment 10 for more detail, page 80);
- b) a 6.28% increase in the availability base charge of \$457.00 per assessment (includes first water meter);
- c) additional water meters will again incur a charge of \$457.00 per meter;
- d) a Water Consumption Charge for Commercial Consumers of \$2.14/KL (was \$2.02);
- e) a "Stepped Tariff" Water Consumption Charge for Residential and Non-Rateable consumers of:
 - i. \$2.14/KL 0 to 600KL (was \$2.02); and
 - ii. \$2.46/KL 600KL and Over (was \$2.33).
- f) a Water Consumption Charge for Community Facilities of \$1.14KL (was \$1.08); Eligible entities include: Inverell Minor League, Inverell Golf Club, Inverell Tennis Club, Inverell Rugby Club, Gilgai Tennis Club, Inverell Equestrian Council, Inverell Shire Council (Sporting Facilities and Parks)
- g) a Raw Water Consumption Charge of \$0.56KL. This includes water supplied to Copeton Waters State Park (was \$0.53);
- h) an increase in the cost per kilolitre of water for the Abattoir to \$1.14 (was \$1.08) per KL (less an early settlement discount of 20 per cent).

It is noted that the Abattoir will continue to receive water at less than cost, with an annual subsidy of approximately \$554K being provided by Council in this matter. This subsidy is able to be provided under the NSW Best Practice Management Water and Sewerage Guidelines.

On the basis of the Water Charges indicated above the following amounts are proposed to be collected from each Charge Type as listed in the table below.

Charge Type	Total Amount	Unit Charge
Water Access Charge	\$ 3,043,163	\$ 457.00
Water Charge – per kl	\$ 2,984,369	\$ 2.14/kl
Community Facilities	\$ 55,225	\$ 1.14/kl
Raw Water Consumption Charge	\$ 14,796	\$ 0.56/kl
Abattoir Water Consumption Charge kl	\$ 505,745 (net)	\$ 1.14/kl
TOTAL	\$ 6,603,298	

Rate Comparisons 2024/2025

RATE COMPARISONS 2024/2025						
Based on existing valuations as issued by the Valuer General - 2022 Base date						
			Proposed Rates in \$			
			Rate peg: 4.5%			
Residential - Inverell			1.035110			
Residential - General			0.643890			
Residential - Ashford			1.159060			
Residential - Delungra			1.418250			
Residential - Gilgai			0.761880			
Residential - Yetman			1.831600			
Residential - Tingha			4.413800			
Residential Rural			0.451200			
Farmland			0.212880			
Business - Inverell			3.096180			
Business - Other			2.177910			
Mining			11.000000			
General Base Amount			\$ 235.00	\$0 increase proposed		
Domestic Waste Management - Inverell - 240L			\$ 418.00	\$20 increase proposed		
Domestic Waste Management - Tingha 140L			\$ 418.00	\$20 increase proposed		
Domestic Waste Management - Un Occupied Charge			\$ 75.00	\$3 increase proposed		
Waste Management Charge			\$ 100.00	\$4 increase proposed		
Sewerage (occupied) Rateable Charges			\$ 645.00	\$33 increase proposed		
Water Charges - Inverell			\$ 457.00	\$27 increase proposed		
Stormwater Management Service Charges			\$ 25.00	\$0 increase proposed		
RESIDENTIAL - INVERELL						
		2022 Land Value	2023/24 Rate levy	2024/25 Rate levy 4.5%	Difference \$	Total % change per assessment
3487	House - Gordon St	120,000	General	1,411.59	1,477.13	65.54
			Water	430.00	457.00	27.00
			Sewer	612.00	645.00	33.00
			Garbage Collection	796.00	836.00	40.00
			Waste Management	96.00	100.00	4.00
			Stormwater	25.00	25.00	-
				3,370.59	3,540.13	169.54
						5.03%
5323	House - Short St	95,000	General	1,166.47	1,218.35	51.89
			Water	430.00	457.00	27.00
			Sewer	612.00	645.00	33.00
			Garbage Collection	398.00	418.00	20.00
			Waste Management	96.00	100.00	4.00
			Stormwater	25.00	25.00	-
				2,727.47	2,863.35	135.89
						4.98%
7881	House - Runnymede	157,000	General	1,774.37	1,860.12	85.75
			Water	430.00	457.00	27.00
			Garbage Collection	398.00	418.00	20.00
			Waste Management	96.00	100.00	4.00
				2,698.37	2,835.12	136.75
						5.07%
3064	House - Eugene St	19,200	General	423.25	433.74	10.49
			Water	430.00	457.00	27.00
			Sewer	612.00	645.00	33.00
			Garbage Collection	398.00	418.00	20.00
			Waste Management	96.00	100.00	4.00
			Stormwater	25.00	25.00	-
				1,984.25	2,078.74	94.49
						4.76%
Average property valuation (occupied)	104,171	General	1,258.95	1,313.29	54.34	
		Water	430.00	457.00	27.00	
		Sewer	612.00	645.00	33.00	
		Garbage Collection	398.00	418.00	20.00	
		Waste Management	96.00	100.00	4.00	
		Stormwater	25.00	25.00	-	
				2,819.95	2,958.29	138.34
						4.91%

RESIDENTIAL - GENERAL							
		2022 Land Value		2023/24 Rate levy	2024/25 Rate levy 4.5%	Difference \$	Total % change per assessment
1877	House - Tingha Road	127,000	General	1,003.53	1,052.74	49.21	
			Water	430.00	457.00	27.00	
			Garbage Collection	398.00	418.00	20.00	
			Waste Management	96.00	100.00	4.00	
				1,927.53	2,027.74	100.21	5.20%
6246	House - Nullamana	18,000	General	343.93	350.90	6.97	
			Garbage Collection	398.00	418.00	20.00	
			Waste Management	96.00	100.00	4.00	
				837.93	868.90	30.98	3.70%
8130	House - Warialda Road	153,000	General	1,160.86	1,220.15	59.29	
			Garbage Collection	398.00	418.00	20.00	
			Waste Management	96.00	100.00	4.00	
				1,654.86	1,738.15	83.29	5.03%
<i>Average property valuation (occupied)</i>		90,476	General	781.41	817.57	36.16	
			Garbage Collection	398.00	418.00	20.00	
			Waste Management	96.00	100.00	4.00	
				1,275.41	1,335.57	60.16	4.72%
RESIDENTIAL - ASHFORD							
		2022 Land Value		2023/24 Rate levy	2024/25 Rate levy 4.5%	Difference \$	Total % change per assessment
271	House - Dudley St	28,500	General	542.87	565.33	22.47	
			Water	430.00	457.00	27.00	
			Sewer	612.00	645.00	33.00	
			Stormwater	25.00	25.00	-	
			Garbage Collection	398.00	418.00	20.00	
			Waste Management	96.00	100.00	4.00	
				2,103.87	2,210.33	106.47	5.06%
7457	House - Dudley St	48,400	General	757.83	795.99	38.15	
			Water	430.00	457.00	27.00	
			Sewer	612.00	645.00	33.00	
			Stormwater	25.00	25.00	-	
			Garbage Collection	398.00	418.00	20.00	
			Waste Management	96.00	100.00	4.00	
				2,318.83	2,440.99	122.15	5.27%
398	House - Duff St	27,000	General	526.66	547.95	21.28	
			Water	430.00	457.00	27.00	
			Sewer	612.00	645.00	33.00	
			Stormwater	25.00	25.00	-	
			Garbage Collection	398.00	418.00	20.00	
			Waste Management	96.00	100.00	4.00	
				2,087.66	2,192.95	105.28	5.04%
<i>Average property valuation (occupied)</i>		34,655	General	609.35	636.67	27.32	
			Water	430.00	457.00	27.00	
			Sewer	612.00	645.00	33.00	
			Stormwater	25.00	25.00	-	
			Garbage Collection	398.00	418.00	20.00	
			Waste Management	96.00	100.00	4.00	
				2,170.35	2,281.67	111.32	5.13%

RESIDENTIAL - DELUNGRA							
		2022 Land Value		2023/24 Rate levy	2024/25 Rate levy 4.5%	Difference \$	Total %change per assessment
1005	House - Railway St	30,000	General	632.06	660.48	28.42	
			Water	430.00	457.00	27.00	
			Sewer	612.00	645.00	33.00	
			Stormwater	25.00	25.00	-	
			Garbage Collection	398.00	418.00	20.00	
			Waste Management	96.00	100.00	4.00	
				2,193.06	2,305.48	112.42	5.13%
1022	House - Reedy St	27,000	General	592.35	617.93	25.58	
			Water	430.00	457.00	27.00	
			Sewer	612.00	645.00	33.00	
			Stormwater	25.00	25.00	-	
			Garbage Collection	398.00	418.00	20.00	
			Waste Management	96.00	100.00	4.00	
				2,153.35	2,262.93	109.58	5.09%
	<i>Average property valuation (occupied)</i>	29,782	General	626.99	657.38	30.38	
			Water	430.00	457.00	27.00	
			Sewer	612.00	645.00	33.00	
			Stormwater	25.00	25.00	-	
			Garbage Collection	398.00	418.00	20.00	
			Waste Management	96.00	100.00	4.00	
				2,187.99	2,302.38	114.38	5.23%
RESIDENTIAL - GILGAI							
		2022 Land Value		2023/24 Rate levy	2024/25 Rate levy 4.5%	Difference \$	Total %change per assessment
1349	House - Hall St	48,000	General	577.77	600.70	22.93	
			Water	430.00	457.00	27.00	
			Sewer	612.00	645.00	33.00	
			Stormwater	25.00	25.00	-	
			Garbage Collection	398.00	418.00	20.00	
			Waste Management	96.00	100.00	4.00	
				2,138.77	2,245.70	106.93	5.00%
1404	House - Short St	72,000	General	749.15	783.55	34.40	
			Water	430.00	457.00	27.00	
			Sewer	612.00	645.00	33.00	
			Stormwater	25.00	25.00	-	
			Garbage Collection	398.00	418.00	20.00	
			Waste Management	96.00	100.00	4.00	
				2,310.15	2,428.55	118.40	5.13%
1387	House - Park St	74,800	General	769.15	804.89	35.74	
			Water	430.00	457.00	27.00	
			Sewer	612.00	645.00	33.00	
			Stormwater	25.00	25.00	-	
			Garbage Collection	398.00	418.00	20.00	
			Waste Management	96.00	100.00	4.00	
				2,330.15	2,449.89	119.74	5.14%
	<i>Average property valuation (occupied)</i>	66,498	General	709.86	741.64	31.77	
			Water	430.00	457.00	27.00	
			Sewer	612.00	645.00	33.00	
			Stormwater	25.00	25.00	-	
			Garbage Collection	398.00	418.00	20.00	
			Waste Management	96.00	100.00	4.00	
				2,270.86	2,386.64	115.77	5.10%

RESIDENTIAL - YETMAN							
		2022 Land Value		2023/24 Rate levy	2024/25 Rate levy 4.5%	Difference \$	Total % change per assessment
6614	House - Macintyre St	21,600	General	604.10	630.63	26.53	
			Water	430.00	457.00	27.00	
			Garbage Collection	398.00	418.00	20.00	
			Waste Management	96.00	100.00	4.00	
				1,528.10	1,605.63	77.53	5.07%
6617	House - Macintyre St	49,600	General	1,082.55	1,143.47	60.92	
			Water	430.00	457.00	27.00	
			Garbage Collection	398.00	418.00	20.00	
			Waste Management	96.00	100.00	4.00	
				2,006.55	2,118.47	111.92	5.58%
7467	House - Warialda St	23,300	General	633.15	661.76	28.62	
			Water	430.00	457.00	27.00	
			Garbage Collection	398.00	418.00	20.00	
			Waste Management	96.00	100.00	4.00	
				1,557.15	1,636.76	79.62	5.11%
<i>Average property valuation (occupied)</i>		22,801	General	624.61	652.62	28.00	
			Water	430.00	457.00	27.00	
			Garbage Collection	398.00	418.00	20.00	
			Waste Management	96.00	100.00	4.00	
				1,548.61	1,627.62	79.00	5.10%
RESIDENTIAL - TINGHA							
		2022 Land Value		2023/24 Rate levy	2024/25 Rate levy 4.5%	Difference \$	Total % change per assessment
114446	House - Diamond St	7,000	General	522.25	543.97	21.71	
			Water	430.00	457.00	27.00	
			Sewer	612.00	645.00	33.00	
			Garbage Collection	398.00	418.00	20.00	
			Waste Management	96.00	100.00	4.00	
				2,058.25	2,163.97	105.71	5.14%
114606	House - Swimming Pool Rd	9,000	General	604.32	632.24	27.92	
			Water	430.00	457.00	27.00	
			Sewer	612.00	645.00	33.00	
			Garbage Collection	398.00	418.00	20.00	
			Waste Management	96.00	100.00	4.00	
				2,140.32	2,252.24	111.92	5.23%
114439	House - Agate St	4,400	General	415.56	429.21	13.65	
			Water	430.00	457.00	27.00	
			Sewer	612.00	645.00	33.00	
			Garbage Collection	398.00	418.00	20.00	
			Waste Management	96.00	100.00	4.00	
				1,951.56	2,049.21	97.65	5.00%
114442	House - Diamond St	4,000	General	399.14	411.55	12.41	
			Water	430.00	457.00	27.00	
			Sewer	612.00	645.00	33.00	
			Garbage Collection	398.00	418.00	20.00	
			Waste Management	96.00	100.00	4.00	
				1,935.14	2,031.55	96.41	4.98%
<i>Average property valuation (occupied)</i>		8,346	General	576.28	603.39	27.12	
			Water	430.00	457.00	27.00	
			Sewer	612.00	645.00	33.00	
			Garbage Collection	398.00	418.00	20.00	
			Waste Management	96.00	100.00	4.00	
				2,112.28	2,223.39	111.12	5.26%

RESIDENTIAL RURAL							
		2022 Land Value		2023/24 Rate levy	2024/25 Rate levy 4.5%	Difference \$	Total % change per assessment
110894	Defraignes Lane 8.605HA	288,000	General	1,463.00	1,534.46	71.45	
			Garbage Collection	398.00	418.00	20.00	
			Waste Management	96.00	100.00	4.00	
			Water	430.00	457.00	27.00	
				2,387.00	2,509.46	122.45	5.13%
111804	Gwydir Highway 14.06ha	280,000	General	1,428.89	1,498.36	69.47	
			Water	430.00	457.00	27.00	
			Garbage Collection	398.00	418.00	20.00	
			Waste Management	96.00	100.00	4.00	
				2,352.89	2,473.36	120.47	5.12%
5416	Swanbrook Road 3.16HA	285,000	General	1,450.21	1,520.92	70.71	
			Water	430.00	457.00	27.00	
			Garbage Collection	398.00	418.00	20.00	
			Waste Management	96.00	100.00	4.00	
				2,374.21	2,495.92	121.71	5.13%
114393	Howell Rd 8.62HA	69,700	General	532.19	549.49	17.29	
			Waste Management	96.00	100.00	4.00	
				628.19	649.49	21.29	3.39%
114598	Dettmans Rd 21.3HA	108,000	General	695.50	722.30	26.79	
			Water	430.00	457.00	27.00	
			Garbage Collection	398.00	418.00	20.00	
			Waste Management	96.00	100.00	4.00	
				1,619.50	1,697.30	77.79	4.80%
Average property valuation (occupied)		215,791	General	1,160.03	1,208.65	48.62	
			Water	430.00	457.00	27.00	
			Garbage Collection	398.00	418.00	20.00	
			Waste Management	96.00	100.00	4.00	
				2,084.03	2,183.65	99.62	4.78%
FARMLAND							
		2022 Land Value		2023/24 Rate levy	2024/25 Rate levy 4.5%	Difference \$	Total % change per assessment
8637	PH Lockerby 404 HA	218,000	General	676.10	699.08	22.98	3.40%
			Waste Management	96.00	100.00	4.00	
				772.10	799.08	26.98	3.49%
9755	PH Delungra 1886 HA	2,230,000	General	4,747.18	4,982.22	235.04	4.95%
			Garbage Collection	398.00	418.00	20.00	
			Waste Management	96.00	100.00	4.00	
				5,241.18	5,500.22	259.04	4.94%
540	PH Balaclava 5994HA	40,600,000	General	82,385.04	86,664.28	4,279.24	5.19%
			Waste Management	96.00	100.00	4.00	
				82,481.04	86,764.28	4,283.24	5.19%
115104	Clerks Creek Rd 7954HA	20,600,000	General	41,917.04	44,088.28	2,171.24	5.18%
			Waste Management	96.00	100.00	4.00	
				42,013.04	44,188.28	2,175.24	5.18%
114334	Kempton Rd 1955HA	1,720,000	General	3,715.25	3,896.54	181.29	4.88%
			Waste Management	96.00	100.00	4.00	
				3,811.25	3,996.54	185.29	4.86%
114307	Cracknells Rd 690.2HA	415,000	General	1,074.71	1,118.45	43.74	4.07%
			Waste Management	96.00	100.00	4.00	
				1,170.71	1,218.45	47.74	4.08%
114381	Howell Rd 165.98HA	180,000	General	599.21	618.18	18.97	3.17%
			Waste Management	96.00	100.00	4.00	
				695.21	718.18	22.97	3.30%
Average property valuation		1,526,082	General	3,320.29	3,483.72	163.44	4.92%
			Waste Management	96.00	100.00	4.00	
				3,416.29	3,583.72	167.44	4.90%

BUSINESS - INVERELL							
		2022 Land Value		2023/24 Rate levy	2024/25 Rate levy 4.5%	Difference \$	Total % change per assessment
2760	Byron St	178,000	General	5,545.72	5,746.20	200.48	
			Water	430.00	457.00	27.00	
			Sewer	612.00	645.00	33.00	
			Waste Management	96.00	100.00	4.00	
			Stormwater	75.00	75.00	-	
				6,758.72	7,023.20	264.48	3.91%
4987	Ring St	135,000	General	4,262.79	4,414.84	152.05	
			Water	430.00	457.00	27.00	
			Sewer	612.00	645.00	33.00	
			Waste Management	96.00	100.00	4.00	
			Stormwater	125.00	125.00	-	
				5,525.79	5,741.84	216.05	3.91%
5448	Swanbrook Road	369,000	General	11,244.30	11,659.90	415.60	
			Water	430.00	457.00	27.00	
			Sewer	612.00	645.00	33.00	
			Waste Management	96.00	100.00	4.00	
			Stormwater	200.00	200.00	-	
				12,582.30	13,061.90	479.60	3.81%
<i>Average property valuation (occupied)</i>		205,494	General	6,328.32	6,597.47	269.15	
			Water	430.00	457.00	27.00	
			Sewer	612.00	645.00	33.00	
			Waste Management	96.00	100.00	4.00	
			Stormwater	125.00	125.00	-	
				7,591.32	7,924.47	333.15	4.39%
BUSINESS OTHER							
		2022 Land Value		2023/24 Rate levy	2024/25 Rate levy 4.5%	Difference \$	Total % change per assessment
946	Business - Delungra	32,200	General	902.88	936.29	33.40	
			Water	430.00	457.00	27.00	
			Sewer	612.00	645.00	33.00	
			Stormwater	125.00	125.00	-	
			Waste Management	96.00	100.00	4.00	
				2,165.88	2,263.29	97.40	4.50%
2914	Business Clive St	249,000	General	5,399.68	5,658.00	258.31	
			Water	430.00	457.00	27.00	
			Sewer	612.00	645.00	33.00	
			Stormwater	200.00	200.00	-	
			Waste Management	96.00	100.00	4.00	
				6,737.68	7,060.00	322.31	4.78%
1855	Bundarra Road G.C	383,000	General	8,179.07	8,576.40	397.32	
			Water (2 meters)	860.00	914.00	54.00	
			Waste Management	96.00	100.00	4.00	
				9,135.07	9,590.40	455.32	4.98%
1192	Ph Clare 29.91HA Mining	21,900	General	689.24	711.96	22.72	
			Waste Management	96.00	100.00	4.00	
				785.24	811.96	26.72	3.40%
114052	Windfarm Lease	855,000	General	17,969.15	18,856.13	886.98	
			Waste Management	96.00	100.00	4.00	
				18,065.15	18,956.13	890.98	4.93%
114490	Business in Ruby St Tingha	7,600	General	392.64	400.52	7.88	
			Water	430.00	457.00	27.00	
			Sewer	612.00	645.00	33.00	
			Waste Management	96.00	100.00	4.00	
				1,530.64	1,602.52	71.88	4.70%
114391	Business in Amethyst St Tingha	6,000	General	359.45	365.67	6.22	
			Water	430.00	457.00	27.00	
			Sewer	612.00	645.00	33.00	
			Waste Management	96.00	100.00	4.00	
				1,497.45	1,567.67	70.22	4.69%
<i>Average property valuation (occupied)</i>		146,539	General	3,328.11	3,426.49	98.38	
			Water	430.00	457.00	27.00	
			Sewer	612.00	645.00	33.00	
			Stormwater	200.00	200.00	-	
			Waste Management	96.00	100.00	4.00	
				4,666.11	4,828.49	162.38	3.48%

Ratepayers who are suffering genuine financial hardship and Pensioners have access to a range of concessions to enable them to meet their rate payment obligation. These are included in Council's "Write-offs – Rates, Charges and Debt Hardship Policy, Council's "Write-offs – Extra Charges (Pensioners) Hardship Policy and Council's Debt Collection Policy.

“CURRENT BUDGET (2023-2024)” FINANCIAL RESULTS

**INVERELL SHIRE COUNCIL
ESTIMATES OF INCOME & EXPENDITURE
(COMBINED GENERAL, WATER AND SEWERAGE FUNDS)
FOR THE YEAR ENDING 30 JUNE 2024**

ESTIMATES FOR	ESTIMATED Expenses	ESTIMATED Revenues	ESTIMATED Operating Result
Functions/Activities			
Governance	277,830	-	277,830
Administration	8,364,618	(6,350,473)	2,014,145
Public Order & Safety	1,325,650	(415,710)	909,940
Health	(220,485)	(34,250)	(254,735)
Environment	5,211,975	(5,594,894)	(382,919)
Community Services & Education	108,480	(24,850)	83,630
Housing & Community Amenities	1,345,170	(317,440)	1,027,730
Water Supplies	4,561,840	(6,403,255)	(1,841,415)
Sewerage Services	2,269,125	(3,459,621)	(1,190,496)
Recreation & Culture	3,046,990	(6,115,075)	(3,068,085)
Mining Manufacturing & Construction	421,840	(212,600)	209,240
Transport & Communication	6,795,594	(5,579,637)	1,215,957
Economic Affairs	1,506,365	(327,130)	1,179,235
General Purpose Revenue	4,000	(23,559,795)	(23,555,795)
<i>Sub Totals - Functions</i>	35,018,992	(58,394,730)	(23,375,738)
Add Expenses not Involving Flows of Funds			
Depreciation			13,605,192
Increase in Employee's Leave Entitlements			2,987,450
Carrying Amount of Assets Sold			577,720
Subtract Income not Involving Flow of Funds			
Non-Cash Contributions (eg Land)			
<i>Sub Total - Funds Not Involving Flow of Funds</i>			17,170,362
Less Non-Operating Funds Employed			
Proceeds from Sale of Assets			(715,000)
Costs of Real Estate Asset Sold			
Loan Fund Used			-
Other Debt Finance			
Repayment by Deferred Debtors			-
<i>Sub Total - Non-Operating Funds Employed</i>			(715,000)
Add Funds Deployed for Non Operating Purposes			
Acquisition of Assets			37,273,629
Development of Real Estate			
Advances to Deferred Debtors			
Repayment of Loans			729,400
Repayment of Other Debts			
<i>Sub total - Funds Deployed for Non operating Purposes</i>			38,003,029
Subtract Unexpended Grants & Contributions Received During the Year			
Unexpended Specific Purpose Grants			-
Developer Contributions (S.94 and Water & Sewer)			(130,000)
<i>Sub Total - Unexpended Grants & Contributions Received During the Year</i>			(130,000)
Total Income and Expenditure			
Add Back Non Cash Amounts			(14,182,912)
Add Transfers to/(from) Internally Restricted Assets			(16,777,575)
BUDGET (SURPLUS)/DEFICIT			(7,834)

BUDGET SUMMARY FOR YEAR ENDING 30JUNE 2024				
The anticipated result for the year is a deficit of \$30,952,653 which consists of:				
GENERAL	28,220,069	Deficit		
WATER SUPPLY	1,633,165	Deficit		
SEWERAGE SERVICES	1,099,419	Deficit		
TOTAL*	30,952,653	Deficit		
*These reflect the results of activities EXCLUDING the net movement of internally restricted asset (Reserves)				
To assist in understanding the result under the old "Working Funds" format the result are as listed in the following table				
	GENERAL	WATER	SEWERAGE	TOTAL
Anticipated (Surplus)/ Deficit	28,220,069	1,633,165	1,099,419	30,952,653
Deduct Depreciation	(10,867,692)	(1,636,000)	(1,101,500)	(13,605,192)
Net Reserves Utilised	(16,777,575)	-	-	(16,777,575)
Carrying Amount of of Assets Sold	(577,720)	-	-	(577,720)
Working Funds Results (Surplus) / Deficit	(2,918)	(2,835)	(2,081)	(7,834)

INVERELL SHIRE COUNCIL
BUDGETED STATEMENT OF CASH FLOWS
(COMBINED GENERAL, WATER AND SEWERAGE FUNDS)
FOR THE YEAR ENDING 30 JUNE 2024

<i>ESTIMATES FOR</i>	<i>\$000</i>
CASH FLOWS FROM OPERATING ACTIVITIES	
<u>Receipts</u>	
<i>Rates & Annual Charges</i>	(25,006)
<i>User Charges & Fees</i>	(5,870)
<i>Interest & Investment Revenue</i>	(1,224)
<i>Other Revenue</i>	(710)
<i>Grants & Contributions provided for operating purposes</i>	(12,694)
<i>Grants & Contributions-Capital</i>	(6,764)
<u>Payments</u>	
<i>Employee Benefits & On Costs</i>	16,735
<i>Borrowing Costs</i>	572
<i>Materials & Contracts</i>	13,465
<i>Other Expenses</i>	979
<i>Suspense / Disbursement Accounts</i>	-
<i>Net Cash provided by (or used in) operating activities</i>	(20,518)
CASH FLOWS FROM INVESTING ACTIVITIES	
<u>Receipts</u>	
<i>Sale of investments</i>	
<i>Sale of Real Estate Assets</i>	
<i>Sale of Property, Plant & Equipment</i>	(715)
<i>Sale of interest in joint ventures/associates</i>	
<i>Other</i>	
<u>Payments</u>	
<i>Purchase of Investments</i>	
<i>Purchase of Property, Plant & Equipment</i>	37,274
<i>Purchase of Real Estate</i>	
<i>Other</i>	
<i>Net cash provided by (or used in) investing activities</i>	36,559
CASH FLOWS FROM FINANCING ACTIVITIES	
<u>Receipts</u>	
<i>Borrowings & Advances</i>	-
<i>Other</i>	
<u>Payments</u>	
<i>Borrowings & Advances</i>	729
<i>Lease Liabilities</i>	
<i>Other</i>	
<i>Net cash provided by (or used in) financing activities</i>	729
<i>Net Increase/(decrease) in cash assets held</i>	16,770

INVERELL SHIRE COUNCIL
CONSOLIDATED PROFIT AND LOSS STATEMENT
(COMBINED GENERAL, WATER AND SEWERAGE FUNDS)
FOR THE YEAR ENDING 30 JUNE 2024

<i>ESTIMATES FOR</i>	<i>\$000</i>
EXPENSES FROM ORDINARY ACTIVITIES	
Employee Benefits & On Costs	16,735
Borrowing Costs	572
Materials & Contracts	13,465
Depreciation	13,605
Other Expenses	979
<i>TOTAL EXPENSES FROM ORDINARY ACTIVITIES</i>	45,355
REVENUE FROM ORDINARY ACTIVITIES	
Rates & Annual Charges	(25,006)
User Charges & Fees	(5,870)
Interest & Investment Revenue	(1,224)
Other Revenue	(710)
Grants & Contributions provided for operating purposes	(12,694)
Net Gain/Loss on Disposal of Assets	(137)
<i>TOTAL REVENUE FROM ORDINARY ACTIVITIES BEFORE CAPITAL AMOUNTS</i>	(45,642)
<i>(SURPLUS)/DEFICIT FROM ORDINARY ACTIVITIES BEFORE CAPITAL AMOUNTS</i>	(286)
Grants & contributions provided for Capital Purposes	(6,764)
<i>(SURPLUS)/DEFICIT FROM ORDINARY ACTIVITIES AFTER CAPITAL AMOUNTS</i>	(7,050)
Extraordinary Items	
<i>(SURPLUS)/DEFICIT FROM ORDINARY ACTIVITIES</i>	(7,050)
ADD BACK NON-CASH ITEMS	
Depreciation	(13,605)
Carring Amount of Assets Sold (Book Value of Plant & Equipment to be sold)	(578)
<i>TOTAL NON-CASH ITEMS</i>	(14,183)
CAPITAL AMOUNTS	
Repayment by Deferred Debtors	-
Loan Proceeds	-
Acquisition of Assets	37,274
Principal Loan Repayments	729
<i>TOTAL CAPITAL AMOUNTS</i>	38,003
CONSOLIDATED NET (PROFIT)/LOSS	16,770
INTERNALLY RESTRICTED ASSET MOVEMENTS	
Net Transfers to/From Internally Restricted Assets	(16,778)
UNALLOCATED CONSOLIDATED NET (PROFIT)/LOSS	(8)

NEW BUDGET 2024/25 – 2028/29 FINANCIAL RESULTS

INVERELL SHIRE COUNCIL ESTIMATES OF INCOME & EXPENDITURE (COMBINED GENERAL, WATER AND SEWERAGE FUNDS) FOR THE YEAR ENDING 30 JUNE 2025

ESTIMATES FOR	ESTIMATED Expenses	ESTIMATED Revenues	ESTIMATED Operating Result
Functions/Activities			
Governance	365,070	-	365,070
Administration	8,787,785	(6,804,600)	1,983,185
Public Order & Safety	1,395,791	(422,070)	973,721
Health	(257,680)	(37,250)	(294,930)
Environment	5,551,985	(5,908,140)	(356,155)
Community Services & Education	112,250	(25,350)	86,900
Housing & Community Amenities	1,529,925	(338,620)	1,191,305
Water Supplies	4,900,930	(6,812,355)	(1,911,425)
Sewerage Services	2,367,180	(3,577,860)	(1,210,680)
Recreation & Culture	3,857,888	(262,505)	3,595,383
Mining Manufacturing & Construction	418,565	(214,740)	203,825
Transport & Communication	6,997,895	(5,734,373)	1,263,522
Economic Affairs	1,573,105	(344,685)	1,228,420
General Purpose Revenue	4,000	(25,529,835)	(25,525,835)
<i>Sub Totals - Functions</i>	37,604,689	(56,012,383)	(18,407,694)
Add Expenses not Involving Flows of Funds			
Depreciation			14,919,087
Increase in Employee's Leave Entitlements			3,076,255
Carrying Amount of Assets Sold			670,430
Subtract Income not Involving Flow of Funds			
Non-Cash Contributions (eg Land)			
<i>Sub Total - Funds Not Involving Flow of Funds</i>			18,665,772
Less Non-Operating Funds Employed			
Proceeds from Sale of Assets			(864,500)
Costs of Real Estate Asset Sold			
Loan Fund Used			-
Other Debt Finance			
Repayment by Deferred Debtors			-
<i>Sub Total - Non-Operating Funds Employed</i>			(864,500)
Add Funds Deployed for Non Operating Purposes			
Acquisition of Assets			20,990,147
Development of Real Estate			
Advances to Deferred Debtors			
Repayment of Loans			712,810
Repayment of Other Debts			
<i>Sub total - Funds Deployed for Non operating Purposes</i>			21,702,957
Subtract Unexpended Grants & Contributions Received During the Year			
Unexpended Specific Purpose Grants			-
Developer Contributions (S.94 and Water & Sewer)			(130,000)
<i>Sub Total - Unexpended Grants & Contributions Received During the Year</i>			(130,000)
Total Income and Expenditure			20,966,535
Add Back Non Cash Amounts			(15,589,517)
Add Transfers to/(from) Internally Restricted Assets			(5,381,733)
BUDGET (SURPLUS)/DEFICT			(4,715)

BUDGET SUMMARY FOR YEAR ENDING 30 JUNE 2025

The anticipated result for the year is a deficit of \$20,966,535 which consists of:

GENERAL	17,695,009	Deficit
WATER SUPPLY	1,921,158	Deficit
SEWERAGE SERVICES	1,350,368	Deficit
TOTAL*	20,966,535	Deficit

*These reflect the results of activities EXCLUDING the net movement of internally restricted asset (Reserves)

To assist in understanding the result under the old "Working Funds" format the result are as listed in the following table

	GENERAL	WATER	SEWERAGE	TOTAL
Anticipated (Surplus)/ Deficit	17,695,009	1,921,158	1,350,368	20,966,535
Deduct Depreciation	(11,644,051)	(1,922,918)	(1,352,118)	(14,919,087)
Net Reserves Utilised	(5,381,733)	-	-	(5,381,733)
Carrying Amount of of Assets Sold	(670,430)	-	-	(670,430)
Working Funds Results (Surplus) / Deficit	(1,205)	(1,760)	(1,750)	(4,715)

INVERELL SHIRE COUNCIL
ESTIMATES OF INCOME & EXPENDITURE
(COMBINED GENERAL, WATER AND SEWERAGE FUNDS)
FOR THE YEAR ENDING 30 JUNE 2026

ESTIMATES FOR	ESTIMATED Expenses	ESTIMATED Revenues	ESTIMATED Operating Result
Functions/Activities			
Governance	376,120	-	376,120
Administration	9,061,850	(7,071,290)	1,990,560
Public Order & Safety	1,432,930	(427,060)	1,005,870
Health	(263,130)	(37,250)	(300,380)
Environment	5,701,390	(6,044,560)	(343,170)
Community Services & Education	114,600	(25,350)	89,250
Housing & Community Amenities	1,571,880	(343,225)	1,228,655
Water Supplies	5,034,770	(7,105,210)	(2,070,440)
Sewerage Services	2,428,380	(3,762,190)	(1,333,810)
Recreation & Culture	3,937,740	(267,450)	3,670,290
Mining Manufacturing & Construction	430,710	(217,450)	213,260
Transport & Communication	7,188,470	(5,826,770)	1,361,700
Economic Affairs	1,616,222	(352,295)	1,263,927
General Purpose Revenue	4,000	(26,029,505)	(26,025,505)
<i>Sub Totals - Functions</i>	38,635,932	(57,509,605)	(18,873,673)
Add Expenses not Involving Flows of Funds			
Depreciation			14,979,290
Increase in Employee's Leave Entitlements			3,168,350
Carrying Amount of Assets Sold			1,559,675
Subtract Income not Involving Flow of Funds			
Non-Cash Contributions (eg Land)			
<i>Sub Total - Funds Not Involving Flow of Funds</i>			19,707,315
Less Non-Operating Funds Employed			
Proceeds from Sale of Assets			(1,700,000)
Costs of Real Estate Asset Sold			-
Loan Fund Used			-
Other Debt Finance			-
Repayment by Deferred Debtors			-
<i>Sub Total - Non-Operating Funds Employed</i>			(1,700,000)
Add Funds Deployed for Non Operating Purposes			
Acquisition of Assets			18,665,144
Development of Real Estate			
Advances to Deferred Debtors			
Repayment of Loans			557,590
Repayment of Other Debts			
<i>Sub total - Funds Deployed for Non operating Purposes</i>			19,222,734
Subtract Unexpended Grants & Contributions Received During the Year			
Unexpended Specific Purpose Grants			-
Developer Contributions (S.94 and Water & Sewer)			(130,000)
<i>Sub Total - Unexpended Grants & Contributions Received During the Year</i>			(130,000)
Total Income and Expenditure			
			18,226,376
Add Back Non Cash Amounts			(16,538,965)
Add Transfers to/(from) Internally Restricted Assets			(1,692,920)
BUDGET (SURPLUS)/DEFICT			(5,509)

BUDGET SUMMARY FOR YEAR ENDING 30JUNE 2026				
The anticipated result for the year is a deficit of \$18,226,376 which consists of:				
GENERAL	14,922,646	Deficit		
WATER SUPPLY	1,939,880	Deficit		
SEWERAGE SERVICES	1,363,850	Deficit		
TOTAL*	18,226,376	Deficit		
*These reflect the results of activities EXCLUDING the net movement of internally restricted asset (Reserves)				
To assist in understanding the result under the old "Working Funds" format the result are as listed in the following table				
	GENERAL	WATER	SEWERAGE	TOTAL
Anticipated (Surplus)/ Deficit	14,922,646	1,939,880	1,363,850	18,226,376
Deduct Depreciation	(11,671,560)	(1,942,110)	(1,365,620)	(14,979,290)
Net Reserves Utilised	(1,692,920)	-	-	(1,692,920)
Carrying Amount of of Assets Sold	(1,559,675)	-	-	(1,559,675)
Working Funds Results (Surplus) / Deficit	(1,509)	(2,230)	(1,770)	(5,509)

INVERELL SHIRE COUNCIL
ESTIMATES OF INCOME & EXPENDITURE
(COMBINED GENERAL, WATER AND SEWERAGE FUNDS)
FOR THE YEAR ENDING 30 JUNE 2027

<i>ESTIMATES FOR</i>	<i>ESTIMATED Expenses</i>	<i>ESTIMATED Revenues</i>	<i>ESTIMATED Operating Result</i>
Functions/Activities			
Governance	385,390	-	385,390
Administration	9,465,465	(7,103,990)	2,361,475
Public Order & Safety	1,468,850	(432,160)	1,036,690
Health	(270,220)	(37,250)	(307,470)
Environment	5,838,360	(6,190,050)	(351,690)
Community Services & Education	117,010	(25,350)	91,660
Housing & Community Amenities	1,609,260	(347,945)	1,261,315
Water Supplies	5,230,650	(7,411,240)	(2,180,590)
Sewerage Services	2,500,020	(3,956,480)	(1,456,460)
Recreation & Culture	4,008,640	(272,535)	3,736,105
Mining Manufacturing & Construction	440,750	(220,070)	220,680
Transport & Communication	7,377,720	(5,919,660)	1,458,060
Economic Affairs	1,657,173	(359,920)	1,297,253
General Purpose Revenue	4,000	(26,643,787)	(26,639,787)
<i>Sub Totals - Functions</i>	39,833,068	(58,920,437)	(19,087,369)
Add Expenses not Involving Flows of Funds			
Depreciation			15,040,340
Increase in Employee's Leave Entitlements			3,247,440
Carrying Amount of Assets Sold			524,950
Subtract Income not Involving Flow of Funds			
Non-Cash Contributions (eg Land)			
<i>Sub Total - Funds Not Involving Flow of Funds</i>			18,812,730
Less Non-Operating Funds Employed			
Proceeds from Sale of Assets			(766,000)
Costs of Real Estate Asset Sold			
Loan Fund Used			-
Other Debt Finance			
Repayment by Deferred Debtors			-
<i>Sub Total - Non-Operating Funds Employed</i>			(766,000)
Add Funds Deployed for Non Operating Purposes			
Acquisition of Assets			14,633,214
Development of Real Estate			
Advances to Deferred Debtors			
Repayment of Loans			347,000
Repayment of Other Debts			
<i>Sub total - Funds Deployed for Non operating Purposes</i>			14,980,214
Subtract Unexpended Grants & Contributions Received During the Year			
Unexpended Specific Purpose Grants			-
Developer Contributions (S.94 and Water & Sewer)			(130,000)
<i>Sub Total - Unexpended Grants & Contributions Received During the Year</i>			(130,000)
Total Income and Expenditure			
			13,809,575
Add Back Non Cash Amounts			(15,565,290)
Add Transfers to/(from) Internally Restricted Assets			1,750,280
BUDGET (SURPLUS)/DEFICIT			(5,435)

BUDGET SUMMARY FOR YEAR ENDING 30 JUNE 2027				
The anticipated result for the year is a deficit of \$13,809,575 which consists of:				
GENERAL	10,472,855	Deficit		
WATER SUPPLY	1,959,100	Deficit		
SEWERAGE SERVICES	1,377,620	Deficit		
TOTAL*	13,809,575	Deficit		
*These reflect the results of activities EXCLUDING the net movement of internally restricted asset (Reserves)				
To assist in understanding the result under the old "Working Funds" format the result are as listed in the following table				
	GENERAL	WATER	SEWERAGE	TOTAL
Anticipated (Surplus)/ Deficit	10,472,855	1,959,100	1,377,620	13,809,575
Deduct Depreciation	(11,699,590)	(1,961,490)	(1,379,260)	(15,040,340)
Net Reserves Utilised	1,750,280	-	-	1,750,280
Carrying Amount of of Assets Sold	(524,950)	-	-	(524,950)
Working Funds Results (Surplus) / Deficit	(1,405)	(2,390)	(1,640)	(5,435)

INVERELL SHIRE COUNCIL
ESTIMATES OF INCOME & EXPENDITURE
(COMBINED GENERAL, WATER AND SEWERAGE FUNDS)
FOR THE YEAR ENDING 30 JUNE 2028

ESTIMATES FOR	ESTIMATED Expenses	ESTIMATED Revenues	ESTIMATED Operating Result
Functions/Activities			
Goverance	394,910	-	394,910
Administration	9,673,895	(7,352,220)	2,321,675
Public Order & Safety	1,505,670	(437,410)	1,068,260
Health	(277,480)	(37,250)	(314,730)
Environment	5,984,110	(6,336,380)	(352,270)
Community Services & Education	119,510	(25,350)	94,160
Housing & Community Amenities	1,647,570	(352,790)	1,294,780
Water Supplies	5,363,580	(7,588,900)	(2,225,320)
Sewerage Services	2,581,570	(4,051,260)	(1,469,690)
Recreation & Culture	4,071,080	(277,750)	3,793,330
Mining Manufacturing & Construction	451,030	(222,750)	228,280
Transport & Communication	7,562,210	(6,061,430)	1,500,780
Economic Affairs	1,699,140	(367,725)	1,331,415
General Purpose Revenue	4,000	(27,273,640)	(27,269,640)
<i>Sub Totals - Functions</i>	40,780,795	(60,384,855)	(19,604,060)
Add Expenses not Involving Flows of Funds			
Depreciation			15,341,590
Increase in Employee's Leave Entitlements			3,328,410
Carrying Amount of Assets Sold			1,081,152
Subtract Income not Involving Flow of Funds			
Non-Cash Contributions (eg Land)			
<i>Sub Total - Funds Not Involving Flow of Funds</i>			19,751,152
Less Non-Operating Funds Employed			
Proceeds from Sale of Assets			(1,239,000)
Costs of Real Estate Asset Sold			
Loan Fund Used			-
Other Debt Finance			
Repayment by Deferred Debtors			-
<i>Sub Total - Non-Operating Funds Employed</i>			(1,239,000)
Add Funds Deployed for Non Operating Purposes			
Acquisition of Assets			17,189,665
Development of Real Estate			
Advances to Deferred Debtors			
Repayment of Loans			364,750
Repayment of Other Debts			
<i>Sub total - Funds Deployed for Non operating Purposes</i>			17,554,415
Subtract Unexpended Grants & Contributions Received During the Year			
Unexpended Specific Purpose Grants			-
Developer Contributions (S.94 and Water & Sewer)			(130,000)
<i>Sub Total - Unexpended Grants & Contributions Received During the Year</i>			(130,000)
Total Income and Expenditure			
Add Back Non Cash Amounts			(16,422,742)
Add Transfers to/(from) Internally Restricted Assets			84,740
BUDGET (SURPLUS)/DEFICIT			(5,495)

BUDGET SUMMARY FOR YEAR ENDING 30 JUNE 2028				
The anticipated result for the year is a deficit of \$16,332,507 which consists of:				
GENERAL	12,961,797	Deficit		
WATER SUPPLY	1,979,440	Deficit		
SEWERAGE SERVICES	1,391,270	Deficit		
TOTAL*	16,332,507	Deficit		
*These reflect the results of activities EXCLUDING the net movement of internally restricted asset (Reserves)				
To assist in understanding the result under the old "Working Funds" format the result are as listed in the following table				
	GENERAL	WATER	SEWERAGE	TOTAL
Anticipated (Surplus)/ Deficit	12,961,797	1,979,440	1,391,270	16,332,507
Deduct Depreciation	(11,967,490)	(1,981,060)	(1,393,040)	(15,341,590)
Net Reserves Utilised	84,740	-	-	84,740
Carrying Amount of Assets Sold	(1,081,152)	-	-	(1,081,152)
Working Funds Results (Surplus) / Deficit	(2,105)	(1,620)	(1,770)	(5,495)

INVERELL SHIRE COUNCIL
ESTIMATES OF INCOME & EXPENDITURE
(COMBINED GENERAL, WATER AND SEWERAGE FUNDS)
FOR THE YEAR ENDING 30 JUNE 2029

<i>ESTIMATES FOR</i>	<i>ESTIMATED Expenses</i>	<i>ESTIMATED Revenues</i>	<i>ESTIMATED Operating Result</i>
Functions/Activities			
Governance	404,680	-	404,680
Administration	9,866,160	(7,362,640)	2,503,520
Public Order & Safety	1,543,390	(442,780)	1,100,610
Health	(284,920)	(37,250)	(322,170)
Environment	6,133,400	(6,486,380)	(352,980)
Community Services & Education	122,090	(25,350)	96,740
Housing & Community Amenities	1,686,855	(357,750)	1,329,105
Water Supplies	5,499,920	(7,771,010)	(2,271,090)
Sewerage Services	2,661,870	(4,148,420)	(1,486,550)
Recreation & Culture	4,154,970	(283,110)	3,871,860
Mining Manufacturing & Construction	461,570	(225,510)	236,060
Transport & Communication	7,751,450	(6,159,030)	1,592,420
Economic Affairs	1,742,245	(375,730)	1,366,515
General Purpose Revenue	4,000	(27,918,817)	(27,914,817)
<i>Sub Totals - Functions</i>	41,747,680	(61,593,777)	(19,846,097)
Add Expenses not Involving Flows of Funds			
Depreciation			15,403,210
Increase in Employee's Leave Entitlements			3,411,500
Carrying Amount of Assets Sold			873,350
Subtract Income not Involving Flow of Funds			
Non-Cash Contributions (eg Land)			
<i>Sub Total - Funds Not Involving Flow of Funds</i>			19,688,060
Less Non-Operating Funds Employed			
Proceeds from Sale of Assets			(921,500)
Costs of Real Estate Asset Sold			
Loan Fund Used			-
Other Debt Finance			
Repayment by Deferred Debtors			-
<i>Sub Total - Non-Operating Funds Employed</i>			(921,500)
Add Funds Deployed for Non Operating Purposes			
Acquisition of Assets			16,473,985
Development of Real Estate			
Advances to Deferred Debtors			
Repayment of Loans			383,400
Repayment of Other Debts			
<i>Sub total - Funds Deployed for Non operating Purposes</i>			16,857,385
Subtract Unexpended Grants & Contributions Received During the Year			
Unexpended Specific Purpose Grants			-
Developer Contributions (S.94 and Water & Sewer)			(130,000)
<i>Sub Total - Unexpended Grants & Contributions Received During the Year</i>			(130,000)
Total Income and Expenditure			
			15,647,848
Add Back Non Cash Amounts			(16,276,560)
Add Transfers to/(from) Internally Restricted Assets			620,320
BUDGET (SURPLUS)/DEFICT			
			(8,392)

BUDGET SUMMARY FOR YEAR ENDING 30JUNE 2029				
The anticipated result for the year is a deficit of \$15,647,848 which consists of:				
GENERAL	12,246,638	Deficit		
WATER SUPPLY	1,999,460	Deficit		
SEWERAGE SERVICES	1,401,750	Deficit		
TOTAL*	15,647,848	Deficit		
*These reflect the results of activities EXCLUDING the net movement of internally restricted asset (Reserves)				
To assist in understanding the result under the old "Working Funds" format the result are as listed in the following table				
	GENERAL	WATER	SEWERAGE	TOTAL
Anticipated (Surplus)/ Deficit	12,246,638	1,999,460	1,401,750	15,647,848
Deduct Depreciation	(11,995,420)	(2,000,830)	(1,406,960)	(15,403,210)
Net Reserves Utilised	620,320	-	-	620,320
Carrying Amount of of Assets Sold	(873,350)	-	-	(873,350)
Working Funds Results (Surplus) / Deficit	(1,812)	(1,370)	(5,210)	(8,392)

INVERELL SHIRE COUNCIL
BUDGETED STATEMENT OF CASH FLOWS
(COMBINED GENERAL, WATER AND SEWERAGE FUNDS)

ESTIMATES FOR	2024/2025	2025/2026	2026/2027	2027/2028	2028/2029
	\$000	\$000	\$000	\$000	\$000
CASH FLOWS FROM OPERATING ACTIVITIES					
Receipts					
Rates & Annual Charges	(26,265)	(27,148)	(27,989)	(28,685)	(29,399)
User Charges & Fees	(6,201)	(6,418)	(6,643)	(6,798)	(6,957)
Interest & Investment Revenue	(1,700)	(1,530)	(1,530)	(1,530)	(1,530)
Other Revenue	(768)	(775)	(787)	(797)	(807)
Grants & Contributions provided for operating purposes	(14,140)	(14,433)	(14,733)	(14,495)	(14,811)
Grants & Contributions-Capital	(358)	(359)	(359)	(952)	(952)
Payments					
Employee Benefits & On Costs	17,499	18,075	18,705	19,143	19,572
Borrowing Costs	496	470	448	420	412
Materials & Contracts	14,951	15,238	15,856	16,206	16,806
Other Expenses	1,025	1,043	1,062	1,082	1,101
Suspense / Disbursement Accounts	-	-	-	-	-
<i>Net Cash provided by (or used in) operating activities</i>	(15,461)	(15,835)	(15,970)	(16,406)	(16,565)
CASH FLOWS FROM INVESTING ACTIVITIES					
Receipts					
Sale of investments					
Sale of Real Estate Assets					
Sale of Property, Plant & Equipment	(865)	(1,700)	(766)	(1,239)	(922)
Sale of interest in joint ventures/associates					
Other					
Payments					
Purchase of Investments					
Purchase of Property, Plant & Equipment	20,990	18,665	14,633	17,190	16,474
Purchase of Real Estate					
Other					
<i>Net cash provided by (or used in) investing activities</i>	20,126	16,965	13,867	15,951	15,552
CASH FLOWS FROM FINANCING ACTIVITIES					
Receipts					
Borrowings & Advances	-	-	-	-	-
Other					
Payments					
Borrowings & Advances	713	558	347	365	383
Lease Liabilities					
Other					
<i>Net cash provided by (or used in) financing activities</i>	713	558	347	365	383
<i>Net Increase/(decrease) in cash assets held</i>	5,377	1,687	(1,756)	(90)	(629)

INVERELL SHIRE COUNCIL
CONSOLIDATED PROFIT AND LOSS STATEMENT
(COMBINED GENERAL, WATER AND SEWERAGE FUNDS)

<i>ESTIMATES FOR</i>	<i>2024/2025</i>	<i>2025/2026</i>	<i>2026/2027</i>	<i>2027/2028</i>	<i>2028/2029</i>
	<i>\$000</i>	<i>\$000</i>	<i>\$000</i>	<i>\$000</i>	<i>\$000</i>
EXPENSES FROM ORDINARY ACTIVITIES					
Employee Benefits & On Costs	17,499	18,075	18,705	19,143	19,572
Borrowing Costs	496	470	448	420	412
Materials & Contracts	14,951	15,238	15,856	16,206	16,806
Depreciation	14,919	14,979	15,040	15,342	15,403
Other Expenses	1,025	1,043	1,062	1,082	1,101
TOTAL EXPENSES FROM ORDINARY ACTIVITIES	48,890	49,807	51,112	52,193	53,295
REVENUE FROM ORDINARY ACTIVITIES					
Rates & Annual Charges	(26,265)	(27,148)	(27,989)	(28,685)	(29,399)
User Charges & Fees	(6,201)	(6,418)	(6,643)	(6,798)	(6,957)
Interest & Investment Revenue	(1,700)	(1,530)	(1,530)	(1,530)	(1,530)
Other Revenue	(768)	(775)	(787)	(797)	(807)
Grants & Contributions provided for operating purposes	(14,140)	(14,433)	(14,733)	(14,495)	(14,811)
Net Gain/Loss on Disposal of Assets	(194)	(140)	(241)	(158)	(48)
TOTAL REVENUE FROM ORDINARY ACTIVITIES BEFORE CAPITAL AMOUNTS	(49,268)	(50,445)	(51,923)	(52,464)	(53,552)
(SURPLUS)/DEFICIT FROM ORDINARY ACTIVITIES BEFORE CAPITAL AMOUNTS	(378)	(638)	(811)	(270)	(257)
Grants & contributions provided for Capital Purposes	(358)	(359)	(359)	(952)	(952)
(SURPLUS)/DEFICIT FROM ORDINARY ACTIVITIES AFTER CAPITAL AMOUNTS	(736)	(996)	(1,171)	(1,222)	(1,210)
Extraordinary Items					
(SURPLUS)/DEFICIT FROM ORDINARY ACTIVITIES	(736)	(996)	(1,171)	(1,222)	(1,210)
ADD BACK NON-CASH ITEMS					
Depreciation	(14,919)	(14,979)	(15,040)	(15,342)	(15,403)
Carrying Amount of Assets Sold (Book Value of Plant & Equipment to be sold)	(670)	(1,560)	(525)	(1,081)	(873)
TOTAL NON-CASH ITEMS	(15,590)	(16,539)	(15,565)	(16,423)	(16,277)
CAPITAL AMOUNTS					
Repayment by Deferred Debtors	-	-	-	-	-
Loan Proceeds	-	-	-	-	-
Acquisition of Assets	20,990	18,665	14,633	17,190	16,474
Principal Loan Repayments	713	558	347	365	383
TOTAL CAPITAL AMOUNTS	21,703	19,223	14,980	17,554	16,857
CONSOLIDATED NET (PROFIT)/LOSS	5,377	1,687	(1,756)	(90)	(629)
INTERNALLY RESTRICTED ASSET MOVEMENTS					
Net Transfers to/From Internally Restricted Assets	(5,382)	(1,693)	1,750	85	620
UNALLOCATED CONSOLIDATED NET (PROFIT)/LOSS	(5)	(6)	(5)	(5)	(8)

COUNCIL OF THE SHIRE OF INVERELL
CONSOLIDATED BALANCE SHEET
(COMBINED GENERAL, WATER AND SEWERAGE FUNDS)

	Audited						
	Actual	Estimated	Estimated	Estimated	Estimated	Estimated	Estimated
	2023	2024	2025	2026	2027	2028	2029
	\$'000	\$'000	\$'000	\$'000	\$'000	\$'000	\$'000
ASSETS							
CURRENT ASSETS							
Cash and Cash Equivalents	16,087	3,287	3,860	3,373	3,588	3,155	3,280
Investments	75,000	59,002	50,002	47,752	48,752	48,752	49,252
Receivables	5,151	5,152	5,154	5,156	5,158	5,160	5,162
Inventories	672	672	672	672	672	672	672
Contract Assets	3,307	3,017	2,777	2,577	2,397	2,227	2,067
Other	112	112	112	112	112	112	112
TOTAL CURRENT ASSETS	100,329	71,242	62,577	59,642	60,679	60,078	60,545
NON - CURRENT ASSETS							
Investments	11,000	20,000	20,000	20,500	20,500	21,000	21,000
Receivables	61	60	58	56	54	52	50
Infrastructure, Property, Plant and Equipment	895,994	919,073	924,474	926,600	925,668	926,435	926,633
Investment Property	3,424	3,424	3,424	3,424	3,424	3,424	3,424
TOTAL NON - CURRENT ASSETS	910,479	942,557	947,956	950,580	949,646	950,911	951,107
TOTAL ASSETS	1,010,808	1,013,799	1,010,533	1,010,222	1,010,325	1,010,989	1,011,652
LIABILITIES							
CURRENT LIABILITIES							
Payables	6,982	3,924	3,865	3,805	3,744	3,682	3,619
Contract Liabilities	8,620	8,360	5,130	4,440	3,780	3,650	3,550
Borrowings	741	653	558	347	365	383	403
Employee Benefit Provisions	5,075	5,075	5,075	5,075	5,075	5,075	5,075
Provisions	205	205	205	205	205	205	205
TOTAL CURRENT LIABILITIES	21,623	18,217	14,833	13,872	13,169	12,995	12,852
NON - CURRENT LIABILITIES							
Payables	-	-	-	-	-	-	-
Borrowings	10,327	9,674	9,056	8,710	8,345	7,962	7,558
Employee Benefit Provisions	200	200	200	200	200	200	200
Provisions	4,616	4,616	4,616	4,616	4,616	4,616	4,616
TOTAL NON - CURRENT LIABILITIES	15,143	14,490	13,872	13,526	13,161	12,778	12,374
TOTAL LIABILITIES	36,766	32,707	28,705	27,398	26,330	25,773	25,226
NET ASSETS	974,042	981,092	981,828	982,824	983,995	985,216	986,426
EQUITY							
Retained Earnings	614,439	621,489	622,225	623,221	624,392	625,613	626,823
Revaluation Reserves	359,603	359,603	359,603	359,603	359,603	359,603	359,603
TOTAL EQUITY	974,042	981,092	981,828	982,824	983,995	985,216	986,426

More detailed information is provided for the 10-year period commencing 2024/2025 in Council's Long-Term Financial Plan, which is available on Council's website.

Asset Management

Strategic Asset Management

Council is committed to strategic long term Asset Management as a primary means of ensuring the continued financial sustainability of the Council and Community. Council has, over the last 10 years, placed significant emphasis on the maintenance, renewal and upgrade of its assets. Council maintains a substantial Asset Inventory and all of its Assets are recorded in its Asset Register. Council is currently in the process of expanding the information held in its systems into comprehensive strategic Asset Management Plans.

Asset Renewal, Upgrade and New Assets

Council recognises the importance of ensuring it renews and upgrades its assets at a rate at least equivalent to depreciation and that generally, new assets should only be acquired after its current asset maintenance, renewal and upgrade needs are met.

Capital Expenditure on Assets

The following table indicates Council's level of Capital Expenditure on Asset Renewal, Asset Upgrade and New Assets over the next five (5) years.

	2024/2025	2025/2026	2026/2027	2027/2028	2028/2029
	\$'000	\$'000	\$'000	\$'000	\$'000
	Estimated	Estimated	Estimated	Estimated	Estimated
Capital Asset Expenditure	20,990	18,665	14,633	17,190	16,474
Annual Depreciation	14,919	14,979	15,040	15,342	15,403
Surplus /(Deficit)	6,071	3,686 -	407	1,848	1,071

As shown, Council is budgeting to spend \$12.3M more on Asset Renewals and Upgrades over the next five (5) years than the Depreciation Expense. This includes the redevelopment of the Inverell Aquatic Centre of \$4.63M.

Maintenance of Assets

Council, on a continuing basis, seeks to maintain its assets to a high standard. Asset maintenance funds are allocated in each yearly budget based on historical costs and on a needs basis as identified in Council's Assets Management Systems. In instances where emergency maintenance of an asset is required, which cannot be funded from the annual maintenance budget, funds are available in Council's Internally Restricted Assets which may be redirected for these purposes. Council maintains specific Internally Restricted Assets for emergency equipment breakdown in its customer sensitive Water and Sewerage Funds.

Insurance coverage of Assets

Council comprehensively insures all of its assets. On an annual basis Council reassesses the values of its assets for insurance coverage purposes. This reassessment of values has contributed to the significant increase in insurance costs.

Disposal of Assets

On a continuing basis, Council reviews its assets to identify assets which are obsolete or surplus to Council's requirements. Assets so identified, are disposed of in accordance with Council's Procurement and Disposals Policy.

Budget Report Attachments

Attachment Number	Title	Page
Attachment 1	Fixed Cost Increases and Budget Inclusions for 2024/2025	66
Attachment 2	Industry Assistance and Promotion	71
Attachment 3	2024/2025 Works Program	72
Attachment 4	Shire Road & Roadside Facilities Maintenance/Upgrade Programs	73
Attachment 5	Capital Expenditure Proposed 2024/2025	74
Attachment 6	Internally Restricted Assets Movements 2024/2025	75
Attachment 7	Inverfleet Operation	76
Attachment 8	2024/2025 Plant Replacement Program	77
Attachment 9	Loan Repayments	79
Attachment 10	Inverell Aquatic Centre Redevelopment	80
Attachment 11	Strategic Capital Infrastructure / Project Fund	82
Attachment 12	Special Projects – Road Infrastructure Fund	83

Attachment 1

Significant Variations/One-Off Expenditure Increases

In respect of the core budget, a continuation of all Council's existing services and infrastructure levels are maintained for 2024/2025. That said, Council will still need to take actions to ensure it continues to be sustainable in the long term. It will also be required going forward, that Council continue to carefully consider the impact that any new project, infrastructure or initiative will have on Council's Operational Budget. While Council has been able to absorb a range of cost increases in the past due to cost savings realised as a direct result of its operational efficiency and effectiveness program, this is now becoming very difficult. Council will be aware that in the General Fund, Council has now reached a point where only very minimal further energy costs savings will be possible. This has been an area where major cost savings have been realised through Council utilisation of solar energy systems and energy efficient lighting.

A. INCREASES IN COUNCIL'S FIXED COSTS

The increases in fixed costs across Council's budget have largely been in the areas of employment costs, contracts, materials, electricity/gas and fuel, insurances and legislative compliance. Examples of these cost increases are as follows:

a) Insurance:

Council's insurances increased significantly over the last decade. The following costs are expected in 2024/2025.

BUDGET		2023/2024 \$	2024/2025 \$	VARIANCE Increase/(Decrease) \$
Property Insurance	General Fund	738,290	849,340	111,050
	Water Fund	96,550	107,250	10,700
	Sewer Fund	52,570	58,660	6,090
Public Liability	General Fund	280,550	301,910	21,360
TOTALS		1,167,960	1,317,160	149,200

Note: As shown, Council's insurance costs are increasing by \$149,200. This increase reflects a general increase in insurance across Australia of approximately 12.7%. It is noted that the above table includes fleet insurance of \$415,130 (up from \$333,010). Fleet insurance is funded by Council's Fleet Program.

b) Legislative Compliance/State Government Charges:

It is difficult to calculate the current cost to Council for legislative compliance, as it is now a significant factor in almost all of Council's operations, especially in respect of the WHS Act.

The following fixed costs incurred by Council in respect of environmental legislative compliance costs are as follows:

	2022/2023 \$	2023/2024 \$	2024/2025 \$
EPA Licence	4,100	4,050	5,000
Environmental Monitoring	39,570	39,660	40,650
Environmental Works - Maintenance/Construction Programs	5,890	6,330	7,025
TOTALS	49,560	50,040	52,675

Fortunately, Council's waste operations are not subject to the state-based waste levies at this time. Should these become applicable to Council, a very substantial cost would apply which would need to be passed directly onto ratepayers.

Council also pays a load-based license fee for discharge from the Sewerage Treatment Works of approximately \$114K per annum.

Council continues to pay the following substantial increase in State Government charges incurred over recent years which are paid from Council's limited General Revenues:

- Increase contribution to NSW Rural Fire Service	\$ 172K
- Increase in Flood Gauge Maintenance Costs	\$ 50K
- Increase in Audit Fees (includes Internal Audit)	\$ 106K
TOTAL	\$ 328K

c) Employment Costs – Combined Fund:

	General \$	Water \$	Sewer \$	TOTAL \$
Wages/Oncost	16,823,604	1,252,514	430,914	18,507,032
Superannuation	1,815,143	116,996	45,653	1,977,792
TOTAL 2024/2025	18,638,747	1,369,510	476,567	20,484,824
Wages/Oncost	16,341,801	1,225,568	414,667	17,982,036
Superannuation	1,694,558	129,509	42,062	1,866,129
TOTAL 2023/2024	18,036,359	1,355,077	456,729	19,848,165
Increase/(Decrease)	602,388	14,433	19,838	636,659

As shown above, the total net cost increase in employment costs for 2024/2025 will be \$637K across the three (3) funds, with an award increase of 3.5% plus a legislated superannuation increase of 0.5%. Superannuation rates will increase from 9.5% in 2020/2021 to 12% in 2025/2026. This legislative increase will have a cumulative impact of approximately \$250K on Council's 2025/2026 budget.

The continuing large deficit in the now closed Defined Benefits Superannuation Scheme continues to impact Employer Superannuation Contribution Costs.

Also, in accordance with the Local Government State Award 2023 an Additional Award Payment totaling \$211K (including superannuation) has been provided within the budget for employees' who have had at least 12 months continuous service with Council as at 30 June 2024.

d) Electricity

Electricity costs have increased significantly over the last 12 months and Councils has not been immune to these increases. In the 2024/2025 Budget, the following costs have been provided for in the Combined Fund:

BUDGET	2023/2024 \$	2024/2025 \$	VARIANCE Increase/(Decrease) \$
General Fund	529,040	620,273	91,233
Water Fund	1,200,300	1,338,400	138,100
Sewer Fund	260,600	290,000	29,400
TOTALS	1,989,940	2,248,673	258,733

Council's energy costs will increase by \$259K during 2024/2025, largely due to an increase in water pumping cost.

e) Contracts

The following Contract expenses are expected in 2024/2025.

BUDGET	2023/2024 \$	2024/2025 \$	VARIANCE Increase/(Decrease) \$
General Fund	1,026,410	1,064,345	37,935
Water Fund	11,300	11,400	100
Sewer Fund	5,500	5,500	0
TOTALS	1,043,210	1,081,245	38,035

The General Fund Contract costs have increased due to contract increases with regards to waste recycling and normal CPI increases on existing contracts.

f) Plant Charges

Council's Plant hire charges were increased in July 2023 by 5.15% to cover fixed operating costs, plus an additional increase of 10.84% to reflect the significant increase in fuel (Fuel Levy). Fuel represents the second largest cost to fleet expenditure behind depreciation. This increase will have significant impacts on the cost of delivering Council services.

Council's Plant hire charges will increase on 1 July 2024 by 7.01% to cover increases in wages, insurances, cost of parts and depreciation. Council's fuel levy will be adjusted to reflect the cost of fuel at July 2024.

Council was able to purchase diesel late March 2024 for \$1.75 per litre excluding GST. Council staff will continue to monitor fuel prices over the coming months and Plant Hire rates will be adjusted each month based on the price movement of fuel. Each five (5) cent movement (+/-) will result in Plant Hire Rates being adjusted by (+/-) 0.81%.

Summary

The fixed cost increases/(decreases) for the Rate Pegged General Fund are as follows:

	General Fund	Water Fund	Sewer Fund	TOTALS
	\$	\$	\$	\$
Insurance Premiums	132,410	10,700	6,090	149,200
Salaries/Wages	481,803	26,946	16,247	524,996
Superannuation	120,585	(12,513)	3,591	111,663
State Government Charges	2,635			2,635
Contracts	38,035	100	0	38,135
Electricity	91,233	138,100	29,400	258,733
TOTALS	866,701	163,333	55,328	1,085,362

B. OTHER BUDGET INCREASES – ADMINISTRATIVE AND OTHER PROGRAMS:

In respect of Council's revenue funded administrative and other programs, outside of increases in the Budget to cover increases in fixed costs, the only increases provided have been provided to the following Budgets:

	\$
Subs to LG Association	1,000
Joint Organisation Membership	(27,000)
Pioneer Village	1,000
Ashford Medical Centre	1,890
Trainee Training (HECS), Finance, Health, Building	24,000
Elected Members Fees (Change in OLG Classification)	51,255
Delegate Expenses - OLG Training requirements	20,000
External Audit Fees	16,490
Internal Audit & ARIC	18,290
Christmas Tree Lighting	5,000
Multicultural Festival	7,000
S68 Approval LG ACT (Increase in revenue)	(3,000)
Development Application Fees (Increase in revenue)	(5,000)
Travelling Expenses - Building	(3,350)
Travelling Expenses - Management Staff	(3,350)
TOTALS	104,225

All of the above costs are required due to either legislative obligations or to meet ongoing operational costs.

The Operational Plan and Budget provides for a continuation of Council's financial support of the Inverell Art Gallery, Pioneer Village, National Transport Museum, being the major cultural and tourism assets of the Shire. Tourism is worth \$63.7M p.a. to the Shire economy.

All other budget allocations outside of fixed cost increases were increased by a maximum of 2.5% with many budget allocations receiving no budget increase. For example, computer equipment did not increase.

C. EXISTING SERVICE LEVELS – WORKS AND MAINTENANCE PROGRAMS:

The 2024/2025 budget scenario provides for all of Council's existing service levels to be met and for Council to renew its existing assets. This budget also provides for the infrastructure backlog to be removed over the next 14 years.

In respect of Council's revenue funded works and maintenance programs, outside of increases in the budget to cover increases in fixed costs, the majority of revenue funded road maintenance budgets have been increased by 4 to 4.5% with all other maintenance budgets increasing by 2.5% - 4.5%.

Additional one-off increases/decrease have been provided to the following Budgets:

	\$
Plant Training & Supervision	(10,000)
Trainee Training (HECS), - Tech Services	10,000
TOTALS	0

Attachment 2

Industry Assistance and Promotion

The 2024/2025 Operational Plan includes an allocation for the assistance and promotion of Business and Industry of \$108K. These funds may be utilised, subject to a resolution of Council, for works on Private Lands or for the provision of direct financial assistance to private individuals and businesses during 2024/2025.

2024/2025 WORKS PROGRAM

URBAN WORKS PROGRAM			
Income	<i>Revenue Funded</i>		(709,636)
Expenditure	Urban Streets - Program		
	PJ-138270-1000	Urban Works Program	612,331
	PJ-138271	PAMP Program	49,665
	Community Programs		
	PJ-139120-3050	Delungra Upgrade Works	7,890
	PJ-139120-3001	Ashford Community Works	7,890
	PJ-139120-3020	Bonshaw Community Works	1,170
	PJ-139120-3230	Yetman Community Works	7,890
	PJ-139120-3080	Graman Community Works	1,170
	PJ-139120-3090	Gum Flat Community Works	1,170
	PJ-139120-3070	Gilgai Community Works	7,890
	PJ-139120-3160	Oakwood Community Works	1,170
	PJ-139120-3150	Nullamanna Community Works	1,170
	PJ-139120-3060	Elsmore Community Works	1,170
	PJ-139120-3190	Stannifer Community Works	1,170
	PJ-139120-3230	Tingha Community Works	7,890
			-
STORMWATER MANAGEMENT PROGRAM			
Income	<i>Revenue Funded</i>		(148,085)
Expenditure	PJ-135960-3100	Drainage Project	148,085
			-
CBD WORKS			
Income	<i>Revenue Funded</i>		(133,690)
Expenditure	PJ-141330-4570	Maintenance	88,540
	PJ-141330-3600	CBD Tree Maintenance	12,300
	PJ-141331-4450	Upgrade Works	20,550
	PJ-141330-1260	CBD Landscaping	12,300
			-
RTA BLOCK GRANT PROGRAM - Regional Roads, Grant Funded			
Income	PJ-122400-1000	Grant Funding	(3,108,825)
Expenditure	PJ-137560-1000	Maintenance	1,433,095
	PJ-137561-1000	Capital Upgrades	205,877
	PJ-137561-1000	Resealing Program	574,425
	PJ-137830-1000	Heavy Patching	161,335
	PJ-143214-1100	Allocation to \$ for \$ - RERRF Road Rehabilitation Program	544,993
	PJ-137840-1000	Traffic Facilities	172,200
	PJ-137810-1000	Pavement Management	16,900
			-
RTA BLOCK GRANT PROGRAM - SH 12			
Income	PJ-122370-1000-42201	Grant Funded	(444,810)
Expenditure	PJ-137770-1000	As per Contract	444,810
		As per Contract	-
ACRD PROGRAM			
Income	Grant Funded		
	PJ-122760-1000-41400	Grant Funding	(2,842,420)
Expenditure	PJ-138690-4450	Gravel Resheeting	1,417,385
		Blackspot Program	30,900
		Bitumen Reseals	384,410
		Culverts & Causeways	289,910
		Renewal/Reconstruction /Heavy Patching	303,885
		Maintenance Program	375,135
		Environmental Works	7,025
	PJ-138910-1000	Pavement Management	33,770
			-
3x4 PROGRAM			
Income	PJ-122860-4450-45009	Grant Funded - Must be utilised on Regional Roads	(160,000)
Expenditure	PJ-138730-4450		160,000
			-
ROADS TO RECOVERY			
Income	PJ-122880-1000-45009	Grant Funding	(1,402,055)
Expenditure		Bitumen Surface Rehabilitation	693,280
		Renewal/Reconstruction/Heavy Patching	708,775
			-

Attachment 4

SUMMARY OF SHIRE ROAD AND ROADSIDE FACILITIES MAINTENANCE/UPGRADE PROGRAMS					
		FUNDING	2022/2023	2023/2024	2024/2025
GRAVEL SHIRE ROADS					
Maintenance	Maintenance Grading	Revenue	1,193,520	1,253,215	1,311,660
	Maintenance Grading MCE Allocation	Revenue	372,290	390,915	406,885
	Roadside Facilities and Furnishings	Revenue	299,020	313,725	330,160
			1,864,830	1,957,855	2,047,705
New Surfaces	New Gravel Surfaces/Patching - Revenue Funded	Revenue	314,935	323,220	337,440
	New Gravel Surfaces - ACRD Funded	Grant - ACRD	1,187,735	1,278,000	1,417,385
	New Gravel Surfaces - Roads to Recovery Funded	Grant - R2R	-	-	-
			1,502,670	1,601,220	1,754,825
TOTAL GRAVEL ROADS BUDGET			3,367,500	3,559,075	3,802,530
SEALED SHIRE ROADS					
Maintenance	Bitumens Seal and Shoulder Maintenance	Revenue	482,540	503,710	531,100
	ACRD Funded Maintenance Program	Grant - ACRD	Included in Jobs	Included in Jobs	Included in Jobs
	Roadside Facilities and Furnishings	Revenue	400,665	420,640	439,080
			883,205	924,350	970,180
New Surfaces	Bitumen Reseals - ACRD Funded	Grant - ACRD	278,320	299,600	332,280
	Bitumen Surface Renewal - ACRD Funded	Grant - ACRD	289,250	310,760	344,680
	Bitumen Reseals - Roads to Recovery Funded	Grant - R2R	693,280	693,280	693,280
	Bitumen Surface Renewal - Roads to Recovery Funded	Grant - R2R	708,775	708,775	708,775
			1,969,625	2,012,415	2,079,015
TOTAL SHIRE SEALED ROADS BUDGET			2,852,830	2,936,765	3,049,195
IVERELL URBAN MAINTENANCE					
Maintenance	Inverell Sealed Streets Maintenance	Revenue	316,235	332,065	347,870
	Roadside Facilities/Furnishings/Town Approaches	Revenue	45,495	47,770	50,040
	Inverell Unsealed Streets/Laneways/Footpaths Mtce	Revenue	185,395	194,685	203,890
	Carparks	Revenue	79,260	84,285	75,850
	Urban Drainage Maintenance (Part was prev. Capital)	Revenue	55,810	58,110	61,285
	Bitumen Driveways	Revenue	13,120	13,485	13,880
	Cycleway Maintenance	Revenue	16,460	17,290	18,140
	Bus Shelters	Revenue	7,120	7,675	8,160
	Expanded Maintenance Program	Revenue	-	-	-
	CBD Maintenance Program	Revenue	70,315	84,820	88,540
	CBD Tree Maintenance	Revenue	22,740	23,490	24,600
	CBD Minor Capital Upgrades	Revenue	11,220	-	-
	CBD Major maintenance	Revenue	19,090	19,570	20,550
	Traffic Signs Maintenance	Revenue	57,630	60,520	63,400
	New Traffic Signs	Revenue	17,780	18,675	19,580
	Street Tree Maintenance	Revenue	62,660	65,805	69,390
	New Street Trees	Revenue	8,785	9,225	9,670
	Tree Grow Out Facility	Revenue	1,710	2,925	1,850
	Street Lighting	Revenue	138,890	145,530	190,250
	Street Cleaning	Revenue	337,695	350,440	364,890
			1,467,410	1,536,365	1,631,835
New Surfaces/ Pavements	Urban Works Program - Revenue Funded	Revenue	500,155	531,136	612,331
	Bitumen Reseals	Revenue	188,490	202,600	224,700
	Urban Drainage Program (Stormwater Man.Charge)	Revenue	-	-	-
	Footpaths	Revenue	-	-	-
	Cycleway - Concrete Surface	Revenue	-	-	-
	Laneways	Revenue	-	-	-
			688,645	733,736	837,031
TOTAL URBAN STREETS BUDGET			2,156,055	2,270,101	2,468,866
VILLAGES MAINTENANCE					
Maintenance	Villages Sealed Streets Maintenance	Revenue	38,345	40,270	42,230
	Roadside Facilities and Furnishings	Revenue	50,235	52,635	54,940
	Villages Unsealed Streets/Footpaths Maintenance	Revenue	56,435	59,270	62,170
	Street Cleaning	Revenue	64,875	67,480	70,260
			209,890	219,655	229,600
New Surfaces/ Pavements	Bitumen Reseals-ACRD Funding	Grant - ACRD	43,720	47,000	52,130
	Bitumen Reseals-Revenue Funded	Revenue	25,350	25,860	26,510
	Urban Drainage Program (Stormwater Man.Charge)	Revenue	146,770	146,770	148,085
			215,840	219,630	226,725
TOTAL VILLAGE STREETS BUDGET			425,730	439,285	456,325
BLACK SPOTS					
	ACRD	Grant - ACRD	25,915	27,860	30,900
	R2R	Grant - R2R	-	-	-
			25,915	27,860	30,900
BRIDGES/CULVERTS/CAUSEWAYS - SHIRE ROADS					
	Revenue Funded	Revenue	38,405	40,330	42,250
	ACRD Funded	Grant - ACRD	243,180	261,400	289,910
	Roads to Recovery Funded	Grant - R2R	-	-	-
	Grant Funded	Grant - Other	-	-	-
	IRA Funded	Revenue - Reserves	-	-	-
			281,585	301,730	332,160
TOTAL RECURRENT ALLOCATION			9,109,615	9,534,816	10,139,976
PLUS SPECIAL ALLOCATIONS					
	Bitumen Surface Renewal - Fit for the Future	Revenue - SRV	595,000	535,000	351,500
	Backlog Prevention - Fit for the future Backlog	Revenue - SRV	250,000	250,000	250,000
	Road Asset Renewal/Update Program - Non Rec	Revenue	341,055	341,055	341,055
GRAND TOTAL FOR SHIRE ROADS			10,295,670	10,660,871	11,082,531
	BLOCK GRANT REGIONAL ROADS - MTCE	Grant - Block	1,812,612	1,864,470	1,864,470
	BLOCK GRANT REGIONAL ROADS - RENEWAL	Grant - Block	714,395	722,537	722,537
	REPAIR PROGRAM Council Contribution	Grant - Block	544,993	544,993	544,993
	REPAIR PROGRAM RMS Contribution	Grant - Repair Prgm	544,993	544,993	544,993
GRAND TOTAL FOR REGIONAL ROADS			3,616,993	3,676,993	3,676,993
GRAND TOTAL FOR ALL ROADS			13,912,663	14,337,864	14,759,524

Attachment 5

CAPITAL EXPENDITURE 2024/2025

PROGRAM	LEDGER NUMBER	DESCRIPTION	ORIGINAL CAPITAL BUDGET		Classification	FUNDING	AMOUNT	
			AMOUNT	SECTION TOTAL				
ADMINISTRATIVE SERV.	159060-1000	OFFICE FURNITURE & EQUIPMENT-DESKS, CHAIRS	5,200		Renewal			
	134940-1000	ACQUISITION OF ART PRIZE	4,500		New Asset			
	160470-1000	ART GALLERY REFURBISHMENTS	5,000	14,700	Renewal			
ENGINEERING	160800-1100	ENGINEERS INSTRUMENTS & EQUIPMENT	2,100	2,100	New Asset			
BUSH FIRE	159141-1000	EQUIPMENT ISSUES	200,000	200,000	Renewal	GRANT	121121-1000 200,000	
SES	132851-4450	SES BUILDING UPGRADE	7,150	7,150	Renewal			
INFORMATION SERVICES	130101-1000	COMPUTER EQUIPMENT	76,290		Renewal			
	130111-5130	COMPUTER EQUIPMENT - NEW PRINTING EQUIPMENT	39,200		Renewal			
	130111-5162	COMPUTER EQUIPMENT - NEW HARDWARE	32,000	147,490	Renewal			
SPORTING FIELDS	131061-1000	CCTV SECURITY SYSTEM - CBD			Renewal			
	134929-1000	EQUESTRIAN CENTRE UPGRADE	4,000		Renewal			
	139467-1000	SPORTS COMPLEX-ATHLETICS PRECINCT FOOTPATH-LRCP3 FUNDING			New Asset			
	160541-1000	INVERELL NETBALL COURTS UPGRADE-SOCF4 FUNDING			Renewal			
	160650-1100	SPORTS GROUND IMPROVEMENT-SPORT CNL.	20,000		New Asset	CONTRIBUTION	127090-1000 10,000	
	160671-1000	ASHFORD SPORTS GROUND-SOCF FUNDING			New Asset			
CEMETERY	137103-1000	INVERELL SWIMMING POOL REDEVELOPMENT	4,634,403	4,658,403	New Asset	POOL REPLACEMENT IRA	161950-6220 4,634,403	
	136391-4450	CEMETERY	15,680	15,680	New Asset			
LIBRARY	160180-1100	LIBRARY-CORPORATE SERVICE COLLECTION	1,560		Renewal			
	160190-1000	LIBRARY BOOKS	65,200		Renewal			
	160200-1000	LIBRARY BOOKS - CO-OPERATIVE CONTRIBUTION	24,240		Renewal			
	160240-1000	NON BOOK MATERIALS-VIDEOS CASSETTES ETC.	10,670		Renewal			
	160245-1000	LIBRARY - OFFICE EQUIPMENT	2,000		New Asset			
	160270-1000	LIBRARY SECURITY SYSTEM	2,490		Renewal			
	160386-1000	LIBRARY LOCAL PRIORITY FUNDING 2022/23			Renewal			
	160385-1000	LIBRARY-LOCAL PRIORITY FUNDING	27,160	133,320	New Asset	GRANT	160389-1000 27,160	
OTHER NEW INFRASTRUCTURE ASSETS	129381-1000	MINOR COMMUNITY INFRASTRUCTURE ASSETS	150,000		New Asset			
	159772-1000	ENERGY EFFICIENCY PROGRAM	40,000	190,000	New Asset			
SCIF	141899-1000	STRATEGIC CAPITAL INFRASTRUCTURE PROGRAM	476,000	476,000	New Asset			
AERODROME	147124-1000	AERODROME			Renewal			
LAND	159000-1000	LAND PURCHASE			New Asset			
PLANT	161590-1000	SMALL PLANT	80,000		Renewal	PLANT REPLACE. IRA	161680-6220 4,250,000	
	161610-1000	WORKSHOP EQUIPMENT	40,000		Renewal	Less Sales	168100/16811 (864,500)	
	161600-1000	LIGHT CARS/TRUCKS	762,000		Renewal		3,385,500	
	161620-1000	HEAVY PLANT	3,368,000	4,250,000	Renewal			
TOTAL			10,094,843	10,094,843		TOTAL GRANT / OTHER FUNDING	237,160	
						LOAN FUNDS	-	
						TOTAL 23/24 UNEXPENDE GRANTS	-	
						TOTAL REVOTES/EQUITY	-	
						TOTAL IRA FUNDING	8,019,903	
						REVENUE FUNDING REQUIRED	1,837,780	
SEWERAGE	907170-1000	OTHER EQUIPMENT	14,000		New Asset	CAPITAL WORKS IRA	907360-6220 -	
	907110-1100	MAINS RELINING PROGRAM	630,000		Renewal			
	906541-1100	FITTING AND INSTALLATIONS	10,000		New Asset			
	907250-3100	RETICULATION MAINS	112,590		Renewal			
	907240-1000	CAPITAL INFRASTRUCTURE WORKS	82,000		Renewal			
	907322-1000	PUMPING STATIONS-TINGHA POD REPLACEMENT	51,250		Renewal			
	907270-1000	PUMPING STATIONS	92,250		Renewal			
	TOTAL			992,090	992,090		TOTAL 23/24 UNEXPENDE GRANTS	-
						TOTAL IRA FUNDING	-	
						LOAN FUNDS	-	
						TOTAL REVOTES/EQUITY	-	
						REVENUE FUNDING REQUIRED	992,090	
WATER	813220-1100	MAINS REPLACEMENT - INVERELL	123,850		Renewal			
	813230-3100	MINOR MAINS EXTENSIONS-INVERELL	56,290		New Asset	CAPITAL WORKS IRA	813380-6220 -	
	813282-1000	PUMP STATION UPGRADES	50,000		Renewal			
	813290-3100	OTHER EQUIPMENT	11,500		New Asset			
	813285-1000	BACKFLOW PREVENTION	50,000		Renewal			
	813260-3100	TREATMENT PLANTS	305,290		Renewal			
	813342-1000	RESERVOIRS CAPITAL UPGRADES	235,000		Renewal			
	813180-1000	CAPITAL INFRASTRUCTURE WORKS	895,000		Renewal			
	813280-3100	METERING - INVERELL	77,260		Renewal			
	TOTAL			1,804,190	1,804,190		TOTAL 23/24 UNEXPENDE GRANTS	-
							TOTAL IRA FUNDING	-
							TOTAL GRANT / OTHER FUNDING	-
						TOTAL REVOTES/EQUITY	-	
						REVENUE FUNDING REQUIRED	1,804,190	
ROADS	135960-3100	URBAN DRAINAGE RECONSTRUCTION-Construction Costs	148,085		Renewal			
	138270-1000	URBAN WORKS PROGRAM	612,331		Renewal			
	141331-4450	CBD WORKS	20,550		Renewal			
	137561-1000	BLOCK GRANT WORKS	941,637		Renewal	GRANT	122400-4450 941,637	
	138691-1000	ACRD GRANT WORKS	2,433,515		Renewal	GRANT	122760-1000 2,433,515	
	138730-4450	3x4 GRANT WORKS	160,000		Renewal	GRANT	122860-4450 160,000	
	138271-1000	ACTIVE TRANSPORT PROGRAM (PAMP)	49,665		New Asset			
	138400-1000	ROADS TO RECOVERY PROGRAM WORKS	1,402,055		Renewal	GRANT	122880-1000 1,402,055	
	143214-1100	REGIONAL ROAD REHABILITATION PROGRAM	1,089,986		Renewal	GRANT	122480-1000 1,089,986	
	139120	VILLAGES DEVELOPMENT WORKS	47,640		Renewal			
	139200-1000	VILLAGES BITUMEN RESEALS	26,510		Renewal			
	140110-1100	GRAVEL RESHEETING MINOR ROADS	45,540		Renewal			
	140190-1000	GRAVEL RESHEETING MINOR ROADS	155,780		Renewal			
	139401-1000	F4F - ROAD BACKLOG - BITUMEN SEALS			Renewal			
	139404-6445	F4F - ROAD BACKLOG HEAVY PATCHING/STABILISATION	351,500		Renewal			
	139405-6445	ROAD BACKLOG PREVENTION	250,000		Renewal			
	139406-6445	NEW COUNCIL GROWTH	40,000		New Asset			
	139433-1000	SPECIAL PROJECTS - ROADS INFRASTRUCTURE FUND	324,230		Renewal			
	139435-1000	RESTART PROGRAM - MR 187 - YETMAN ROAD			Renewal			
	145879-1000	ROAD SAFETY PROGRAM			New Asset			
	160550-1000	INVERELL FOOTBRIDGE UPGRADE - BSRGP FUNDING			Renewal			
	160769-1000	INVERELL FOOTBRIDGE UPGRADE - CLR FUNDING			Renewal			
	160900-1000	CPITGS - CONSTRUCT BUS SHELTERS			New Asset			
TOTAL			8,099,024	8,099,024		TOTAL 23/24 UNEXPENDE GRANTS	-	
						TOTAL GRANT FUNDING	4,937,207	
						TOTAL IRA FUNDING	-	
						TOTAL REVOTES/EQUITY	-	
						REVENUE FUNDING REQUIRED	7,795,877	
						TOTAL	20,990,147	
						TOTAL IRA FUNDING	8,019,903	
						GRANT FUNDING	5,174,367	
						LOAN FUNDS	-	
						TOTAL 23/24 UNEXPENDE GRANTS	-	
						TOTAL REVOTES/EQUITY	-	
						REVENUE FUNDING REQUIRED	7,795,877	
						TOTAL	20,990,147	

INVERELL SHIRE COUNCIL FINANCIAL RESERVES

2 April 2024

RESERVE TYPE	FINANCIAL RESERVE	PURPOSE	BALANCE 30/6/2023 \$	TRANSFER TO \$	TRANSFER FROM \$	EST BALANCE 30/6/2024 \$	TRANSFER TO \$	TRANSFER FROM \$	EST BALANCE 30/6/2025 \$	
EXTERNALLY RESTRICTED RESERVES	Domestic Waste Management	To fund the development, operation, maintenance and capital expenditure waste collection operations	994,860.26	11,044.00	-	1,005,904.26	13,420.00	-	1,019,324.26	
	Water Fund Reserve	To fund the development, operation, maintenance and capital expenditure for Council's water network.	8,835,530.00	-	-	8,835,530.00	-	-	8,835,530.00	
	Sewerage Services	To fund the development, operation, maintenance and capital expenditure for Council's sewer network	3,422,998.82	-	-	3,422,998.82	-	-	3,422,998.82	
	TOTAL EXTERNALLY RESTRICTED		13,253,389.08	11,044.00	-	13,264,433.08	13,420.00	-	13,277,853.08	
INTERNALLY RESTRICTED RESERVES	Emergency Services Reserve	To ensure that adequate funds are to support emergency service volunteers	379,359.00	-	-	379,359.00	-	-	379,359.00	
	Building Infrastructure Reserve	To fund the maintenance and capital improvement/refurbishments of Councils large building assets	999,471.79	-	-	999,471.79	-	-	999,471.79	
	Community Infrastructure Reserve	To fund the maintenance and capital improvement/refurbishments of Councils community assets	11,772,111.00	-	6,248,959.00	5,523,152.00	-	4,634,403.00	888,749.00	
	Economic Development Reserve	To provide funds for strategic projects, land purchase and development and industry and tourism promotions as included in Councils Community Strategic Plan, Delivery Plan, Operation Plan	1,655,599.77	-	-	1,655,599.77	-	-	1,655,599.77	
	Transport Infrastructure Reserve	To fund major transport infrastructure projects as identified by Council	1,972,983.00	100,000.00	90,660.00	1,982,323.00	-	-	1,982,323.00	
	Employee Provisions Reserve	To ensure that adequate funds are available to finance employee entitlements, training and work compensation	2,061,866.46	-	-	2,061,866.46	-	-	2,061,866.46	
	Information Technology Reserve	To fund the replacement and expansion of existing information technology systems and equipment	1,989,344.00	-	-	1,989,344.00	-	-	1,989,344.00	
	Plant Replacement Reserve	Cash restricted for use in replacing plant and equipment to enable a continuity of operations to meet the needs and expectations of Council and the community	4,068,845.00	1,968,000.00	2,094,000.00	3,942,845.00	2,249,750.00	3,385,500.00	2,807,095.00	
	Financial Risk Reserve	To provide funds to mitigate against financial risks including, unanticipated increase insurance, work compensation, decreases in investment returns	2,020,560.00	41,000.00	-	2,061,560.00	-	-	2,061,560.00	
	Waste Management Services	To fund the development, operation, maintenance and capital expenditure for Council's waste management facilities including landfill and transfer stations	4,574,959.74	425,000.00	-	4,999,959.74	375,000.00	-	5,374,959.74	
		TOTAL INTERNALLY RESTRICTED		31,495,099.76	2,534,000.00	8,433,619.00	25,595,480.76	2,624,750.00	8,019,903.00	20,200,327.76
		TOTAL FINANCIAL RESERVES		44,748,488.84	2,545,044.00	8,433,619.00	38,859,913.84	2,638,170.00	8,019,903.00	33,478,180.84
		General Fund - Internally Restricted		31,495,099.76	2,534,000.00	8,433,619.00	25,595,480.76	2,624,750.00	8,019,903.00	20,200,327.76
	General Fund - Externally Restricted		994,860.26	11,044.00	-	1,005,904.26	13,420.00	-	1,019,324.26	
	Water Fund - Externally Restricted		8,835,530.00	-	-	8,835,530.00	-	-	8,835,530.00	
	Sewer Fund - Externally Restricted		3,422,998.82	-	-	3,422,998.82	-	-	3,422,998.82	
	TOTAL		44,748,488.84	2,545,044.00	8,433,619.00	38,859,913.84	2,638,170.00	8,019,903.00	33,478,180.84	

Attachment 7

INVERFLEET OPERATIONS 2024-2025			
<i>FROM 01-Jul-2024 TO 30-Jun-2025</i>			
SUFFIX	DESCRIPTION	2023/2024 BUDGET	2024/2025 BUDGET
	Operators Wages	51,500	51,500
	Workshop Wages	382,659	396,940
	Repairs, Parts & Tyres	1,030,200	1,040,000
	Fuel	1,091,000	1,091,000
	Fuel Levy (increas in fuel price)	393,100	436,500
	Fuel Rebate (FTC)	-200,000	-220,000
	Registration	200,000	200,000
	Accident Expenses	5,000	5,000
	Oils & Lubricants	45,000	45,000
	Cutting Edges	60,000	60,000
	Insurance	333,010	415,130
	Miscellaneous	229,784	233,095
148170	Miscellaneous +G4817.000	40,200	41,010
148190	Insurance Excess	10,200	10,460
148210	Ashford Workshop Exp.	16,490	21,350
148220	Inverell Workshop Exp.	13,185	22,075
148230	Apprentice Exp.	15,300	15,300
148240	Administration Charge	366,200	387,000
148250	Small Plant & Tools	118,070	121,760
148260	Plant & Tools under \$750	3,000	3,080
148280	Oncosts (Super,w/comp etc.)	223,470	227,130
146360	Community Radio Repeater	1,250	1,280
146370	2 Way Radio SYSTEM UPGRADE		
146380	2 Way Radio M & R	15,820	19,770
146390	2 Way Radio Installations	2,565	2,640
146400	2 Way Radio Licences	3,260	3,340
994825	Depreciation Small Plant & Tools	88,000	90,000
994827	Fleet Depreciation	1,680,000	1,850,000
	TOTAL OPERATING COSTS:	6,218,263	6,570,360
128780	Council Hire	-6,249,523	-6,703,330
128781	RTA Hire		
128782	Private Hire	-9,360	-9,530
G2315	Apprentice Subsidy		
127800	Radio Communications Site	-6,120	-6,270
148400	Small Plant & Tools	-153,260	-160,980
	TOTAL OPERATING INCOME:	-6,418,263	-6,880,110
	NET RESULT:	-200,000	-309,750
	Less GPS Units funded from IRA's		
	Less Capital Replacement Inflation Allowan	200,000	309,750
		0	0
REPLACEMENT PROGRAM			
161620	Heavy Plant Purchases	1,185,000	3,368,000
161600	Light Plant Purchases	744,000	762,000
161590	Small Plant Purchases	80,000	80,000
	Workshop Upgrades		
146358	2 Way Radio Upgrades		
161610	Workshop Equipment	40,000	40,000
		2,049,000	4,250,000
168100	Sale of Heavy Plant	-143,500	-470,000
168110	Sale of Light Plant	-446,500	-394,500
168120	Sale of Small Plant		
	NET RESULT:(Surplus)/Deficit	1,459,000	3,385,500
PLANT RESERVE			
G6168	Estimated Balance 1.7.24	3,369,847	3,878,847
G6168.802	Transfer from 2024/2025	-1,459,000	-3,385,500
G6168.801	Transfer to 2024/2025	1,968,000	2,249,750
G6168	Balance 30.06.2025	3,878,847	2,743,097

2024/2025 PLANT REPLACEMENT PROGRAM

	PLANT No.	DESCRIPTION	Comments	PURCH DATE	EST.BOOK VALUE 31.12.24	EST. TRADE /SALE	EST. PROFIT /(LOSS)	EST. NEW UNIT COST	EST. NET CHANGE OVER	
H E A V Y P L A N T	FL000369	9006.003	Caterpillar 12M Grader	10-Sep-14	\$60,000	\$150,000	\$90,000	\$535,000	(\$385,000)	
	FL000147	9712.001	A1 PTL-0748 Traffic Lights (Master Unit)	16-Nov-09	\$0	\$1,000	\$1,000	\$25,000	(\$24,000)	
	FL000145	9713.001	A1 PTL-0748 Traffic Lights (Slave Unit)	16-Nov-09	\$0	\$1,000	\$1,000	\$25,000	(\$24,000)	
	FL000204	9720.001	A1 CS-200 Solar Traffic Lights (Master Unit)	16-Aug-11	\$0	\$1,000	\$1,000	\$25,000	(\$24,000)	
	FL000205	9721.001	A1 CS-200 Solar Traffic Lights (Slave Unit)	16-Aug-11	\$0	\$1,000	\$1,000	\$25,000	(\$24,000)	
	FL000222	9722.001	A1 CS200 Solar Traffic Lights (Master Unit)	4-Jun-12	\$0	\$2,000	\$2,000	\$25,000	(\$23,000)	
	FL000223	9723.001	A1 CS200 Solar Traffic Lights (Slave Unit)	4-Jun-12	\$0	\$2,000	\$2,000	\$25,000	(\$23,000)	
	FL000364	9459.001	Hino 617 Crew Cab Truck	18-Jul-14	\$25,000	\$25,000	\$0	\$100,000	(\$75,000)	
	FL000489	9543.004	Iveco Daily 50C17 DC 4350	15-Nov-18	\$48,570	\$10,000	(\$38,570)	\$120,000	(\$110,000)	
	FL000209	9534.001	Hino FC1022 500 Series Truck	2-Sep-11	\$0	\$25,000	\$25,000	\$220,000	(\$195,000)	
	FL000140	9562.001	Taipan Tri-Axle Dog Trailer	5-Aug-09	\$0	\$20,000	\$20,000	\$100,000	(\$80,000)	
	FL000139	9564.001	Taipan Tri-Axle Dog Trailer	5-Aug-09	\$0	\$20,000	\$20,000	\$100,000	(\$80,000)	
	FL000374	9553.001	Hino Water Tanker	9-Oct-14	\$30,000	\$12,000	(\$18,000)	\$315,000	(\$303,000)	
	FL000463	9530.004	Hino FG1628 & Johnson Sweeper Body	16-Jul-18	\$18,680	\$15,000	(\$3,680)	\$325,000	(\$310,000)	
	FL000371	9024.001	Takeuchi TL12 Truck Loader	16-Sep-14	\$30,000	\$20,000	(\$10,000)	\$200,000	(\$180,000)	
	FL000415	9026.001	JCB Front End Loader (Landfill)	10-Mar-16	\$44,300	\$45,000	\$700	\$270,000	(\$225,000)	
	FL000120	9036.003	John Deere 315SJ Backhoe/ Loader	9-Sep-08	\$0	\$35,000	\$35,000	\$200,000	(\$165,000)	
	FL000114	9037.002	John Deere 315SJ Backhoe/ Loader	3-Jun-08	\$0	\$35,000	\$35,000	\$200,000	(\$165,000)	
	FL000366	9114.001	Dynapac 16T Smooth Drum Roller	6-Aug-14	\$30,000	\$50,000	\$20,000	\$250,000	(\$200,000)	
				Kubota B3150 Tractor Broom c/w 31 HP engine		\$0		\$0	\$59,000	(\$59,000)
			Kubota B3150 Tractor Broom c/w 31 HP engine		\$0		\$0	\$59,000	(\$59,000)	
			GPS Machine Control System		\$0		\$0	\$165,000	(\$165,000)	
			TOTAL		\$286,550	\$470,000	\$183,450	\$3,368,000	(\$2,898,000)	
					PJ-168090-1000-62023	PJ-168100-1000-41008		PJ-161620-1000-61001		
	PLANT No.	DESCRIPTION	Comments	PURCH DATE	EST.BOOK VALUE 31.12.24	EST. TRADE /SALE	EST. PROFIT /(LOSS)	EST. NEW UNIT COST	EST. NET CHANGE OVER	
L I G H T V E H I C L E S	FL000631	9305.017	Utility	20-Feb-23	\$39,710	\$ 34,000.00	(\$5,710)	\$56,500	(\$22,500)	
	FL000607	6306.012	Utility	22-Feb-22	\$31,020	\$ 34,000.00	\$2,980	\$57,000	(\$23,000)	
	FL000495	9313.011	Utility	21-Mar-19	\$15,000	\$ 15,000.00	\$0	\$50,000	(\$35,000)	
	FL000506	9316.000	Utility	20-Jun-19	\$15,000	\$ 20,000.00	\$5,000	\$50,000	(\$30,000)	
	FL000597	9341.003	Utility	6-Sep-21	\$30,720	\$ 34,000.00	\$3,280	\$57,000	(\$23,000)	
	FL000633	9361.012	Utility	20-Apr-23	\$40,630	\$ 32,500.00	(\$8,130)	\$54,000	(\$21,500)	
	FL000627	9364.004	Utility	26-Aug-22	\$34,940	\$ 34,000.00	(\$940)	\$56,500	(\$22,500)	
	FL000628	9369.012	Utility	20-Dec-22	\$38,410	\$ 34,000.00	(\$4,410)	\$56,500	(\$22,500)	
	FL000523	9371.011	Utility	20-Dec-19	\$10,000	\$ 16,000.00	\$6,000	\$55,000	(\$39,000)	
	FL000621	9373.020	Utility	29-Aug-22	\$33,260	\$ 29,000.00	(\$4,260)	\$48,000	(\$19,000)	
	FL000587	9376.016	Utility	13-May-21	\$21,830	\$ 30,000.00	\$8,170	\$58,000	(\$28,000)	
	FL000567	9383.009	Utility	19-Mar-21	\$15,680	\$ 25,000.00	\$9,320	\$49,000	(\$24,000)	
	FL000556	9390.001	Utility	9-Dec-20	\$20,000	\$ 25,000.00	\$5,000	\$58,000	(\$33,000)	
	FL000629	9393.002	Utility	20-Dec-22	\$37,680	\$ 32,000.00	(\$5,680)	\$56,500	(\$24,500)	
				<i>plus any other light vehicle that exceeds 80,000km throughout the year</i>						
				TOTAL		\$383,880	\$394,500	\$10,620	\$762,000	(\$367,500)
						PJ-168130-1000-62023	PJ-168110-1000-41008		PJ-161600-1000-61001	

LIGHT PLANT REPLACEMENT PROGRAMME

The Replacement Schedule is based on the following replacement cycle. However, changes may be made from time to time to reflect Council's changing needs as work programmes and practises change.

Note: This replacement schedule and review timeframes shall change in line with market changes.

Type	Commence Reviewing at (Kms)	or at (years)	Replace - subject to availability (km)
Executive Vehicles	40,000	2 - 3	As determined
Sedans / Wagons	60,000	3 - 4	80,000
Utes	70,000	3 - 4	80,000
Vans / Large crew (carrying capacity utes)	80,000	3 - 5	90,000 - 100,000
Small Trucks	140,000	5 - 6	160,000

These light vehicle changeover periods may also be varied from "time to time" considering Council's short, medium and long term operational needs, for example, where a vehicle will become surplus to Council's long term needs or where a vehicle needs to be held back to meet short/medium term operational needs, or in instances where a works vehicle does a high number of kilometres in a relatively short timeframe or where, for example, a contract staff vehicle has a high private use component.

HEAVY PLANT REPLACEMENT PROGRAMME

The Replacement Schedule is based on the following replacement cycle. However, changes may be made from time to time to reflect Council's changing needs as work programmes and practises change.

TYPE	REVIEW AT YEARS	INDICATIVE YEARS	INDICATIVE HOURS/KILOMETRES
Graders	9	10	10,000
Front End Loader	9	10	10,000
Backhoe Loader	9	10	10,000
Excavator	5	6	6,000 - 7,000
Pavement Reclaimer/Rotary Mixer	12	15	8,000
Cement/Lime Spreader Truck	12	15	8000hrs/300,000Km
Scaper	14	15	10,000
Scaper Grid	Reclaim as required and keep under review		
Haul Tractor	9	10	10,000
Slashing Tractor - Large	9	10	10,000
Slashing Tractor	9	10	10,000
Self Propelled Roller - Vibrating	9	10	6000 - 7000
Self Propelled Roller - Rubber Tire	9	10	6000 - 7000
Roller Static	Reclaim as required and keep under review		
Roller Grid	Reclaim as required and keep under review		
1.5 Ton Roller	Monitor Use and Condition Programme as required		
Loader Skid Steer	5	6	4,000
Mini Excavator	7	8	4,000
Posi-Track Loaders	6	8	10,000
Grader Trucks	8	10	300,000Km
Truck 2/3 Tonne	8	10	180,000Km
Truck 4/5 Tonne	8	10	180,000Km
Truck 8/9 Tonne	8	10	200,000Km
Truck 13 Tonne	8	10	300,000Km
Truck 13 Tonne Heavy - Mack	8	10	300,000Km
Water Trucks	8	10	300,000Km
Truck Prime Mover - Large	8	10	350,000Km
Truck Prime Mover Water Tanker/Tipper	14	15	350,000Km
Low Loader/Water Cart Bodies	14	15	Subject to Review
Fuel Tanker	Reclaim as required and retain		
Pig Trailer	8	10	250,000Km
Super Dog Trailer	8	10	250,000Km
Compressor (Low Usage)	Monitor Use and Condition Programme as required		
Truck - Jetpatcher	8	10	300,000Km
Truck- Street Sweeper	5	6	8,000
Kerb and Gutter Machine	Reclaim as required and retain		
Footpath Sweeper	5	6	3,000
Traffic Lights	9	10	
Cherry Picker	Rebuild at 10 Years	Replace at 18 Years	
Wood Chipper	Monitor Use and Condition Programme as required		
Cranes	Reclaim as required and retain (10 Year Rebuild and Certification)		
Tractor Type Mower/Sports Fields	Monitor Use and Condition Programme as required		
Units 150-153, 169 S/P Roller	Monitor Use and Condition Programme as required		
Forklift	9	10	Rotate with Ashford Depot
Out Front Mower	5	6	2,000
Sports Field Mower (Toro Unit)	8	10	Subject to Review
Robotic Survey Stations	5	5	Subject to Review
Garbage Trucks	5	6	Subject to Review
Plant Trailers	19	20	

Attachment 9

Loan Repayments

LOAN REPAYMENTS SEWERAGE FUND 2025

PURPOSE	LENDER	YEAR BORROWED	AMOUNT BORROWED	TERM YEARS	INTEREST RATE	OWING 1ST JULY	INTEREST REPAY	PRINCIPAL REPAY	DUE 30TH JUNE	MATURITY DATE
NEW Treatment Works Renewal	NAB	2014	2,000,000	10	4.160	177,370.06	3,088.10	177,370.06	0.00	2025
			2,000,000			177,370.06	3,088.10	177,370.06	0.00	

LOAN REPAYMENTS GENERAL FUND 2025

PURPOSE	LENDER	YEAR BORROWED	AMOUNT BORROWED	TERM YEARS	INTEREST RATE	OWING 1ST JULY	INTEREST REPAY	PRINCIPAL REPAY	DUE 30TH JUNE	MATURITY DATE
Waste Management	Tcorp	2016	2,000,000	10	3.020	448,842.65	11,896.21	221,371.43	227,471.22	2026
			2,000,000			448,842.65	11,896.21	221,371.43	227,471.22	

LOAN REPAYMENTS GENERAL FUND 2025

PURPOSE	LENDER	YEAR BORROWED	AMOUNT BORROWED	TERM YEARS	INTEREST RATE	OWING 1ST JULY	INTEREST REPAY	PRINCIPAL REPAY	DUE 30TH JUNE	MATURITY DATE
Inv.Swimming Pool Redevelopme	Unknown	2022/23	10,000,000	20	5.020	9,701,240.53	481,151.88	314,041.88	9,387,198.65	2043
			10,000,000			9,701,240.53	481,151.88	314,041.88	9,387,198.65	

Water and Sewer Budget Rectification Strategy

The Australia Accounting Standards and the NSW Local Government Code of Accounting Practice 2023, require Councils to record Infrastructure, Property, Plant and Equipment at Fair Value. Fair value is deemed to be the value of the modern equivalent of the existing assets. It requires a revaluation to be undertaken by NSW Councils no less than every five years. Accordingly, Council revalued its Water and Sewer Assets as at 30 June 2023 in accordance with the NSW Reference Rates Manual - Valuation of water supply, sewerage and stormwater assets and with the assistance of an independent third-party valuer (APV Valuers) for the more complex assets.

As a result of the revaluation, the replacement cost for Council's water infrastructure assets have increased in value by \$30.15M or 26.39% since 30 June 2017. Sewer infrastructure assets have increased in value by \$23.0M or 34.65% since 30 June 2017. These increases are primarily due to an increase in unit rates to construct water and sewer infrastructure.

The most significant impact of the revaluation process is the increase in depreciation on water and sewer infrastructure. Depreciation on water assets has increased by approximately \$350K, while Sewer assets will increase by approximately \$250K.

The increase in depreciation is primarily due to the increased value of the underlying assets, as previously mentioned this was driven by the increased cost of construction.

These substantial increases in operational expenses (depreciation) will have a negative impact on the Operational Performance of the Water and Sewer Funds resulting in deficit budgets. If not corrected, both funds based on the existing Water and Sewer Charges (increased by CPI) would result in deficit budgets over the life of Council's 10-year budget, a result which is unsustainable in the long term.

In order to rectify the deficit budgets, Council must bring revenues in line with the increased costs in depreciation. An immediate rectification of the deficit within one (1) year would result in an increase to Water and Sewer Charges of around 9.41%-9.97% depending on the charge as shown in the table below. However, due to inflationary pressures, mortgage stress and general increases to cost of living for ratepayers, It is proposed is to implement a three-year budget rectification process. This would result in an increase in Water and Sewer charges of between 5.39% - 6.28% depending on the charge as shown in the table below. The latter being more manageable for ratepayers in the current economic climate.

The three-year budget rectification process will result in a decreasing deficit in the Water and Sewer funds in 2025 and 2026, returning a small surplus in 2027. Whilst the deficit will have negative effects on Council's Water and Sewer Operating Performance Ratio over this period, it is noted that Councils will meet the required Operating Performance Ratio benchmark in the combined funds (General, Water, Sewer) over the same period. It is considered the three-year implementation is best practice to alleviate some of the current financial pressures on ratepayers, while at the same time creating sustainability in the Water and Sewer funds over the longer term.

The table below shows the impact of a budget rectification process over one – three years for an average Inverell Residential property (land value \$104,171). The average increase for this property would fluctuate from \$118 to \$181 depending on which strategy is implemented.

WATER AND SEWER BUDGET REPAIR TABLE

Average Inverell Residential Property Increase	Standard Budget (CPI Increase)	1 Year Budget Repair	2 year Budget Repair	3 Year Budget Repair
<i>Water</i>	\$ 20.00	\$ 42.00	\$ 32.00	\$ 27.00
<i>Sewer</i>	\$ 20.00	\$ 61.00	\$ 40.00	\$ 33.00
<i>Garbage (occupied charge)</i>	\$ 20.00	\$ 20.00	\$ 20.00	\$ 20.00
<i>Annual Waste Management Charge</i>	\$ 4.00	\$ 4.00	\$ 4.00	\$ 4.00
TOTAL	\$ 64.00	\$ 127.00	\$ 96.00	\$ 84.00
<i>Average Inc in Inverell Residential Rates</i>	\$ 65.00	\$ 65.00	\$ 65.00	\$ 65.00
TOTAL	\$ 129.00	\$ 192.00	\$ 161.00	\$ 149.00
<i>Average 23/24 Inverell Residential Rates</i>	\$ 2,820.00	\$ 2,820.00	\$ 2,820.00	\$ 2,820.00
<i>% Inc</i>	4.57%	6.81%	5.71%	5.28%
<i>Water Annual Charge Inc</i>	4.65%	9.77%	7.44%	6.28%
<i>Sewer Charge Inc</i>	3.27%	9.97%	6.54%	5.39%
<i>Water Consumption Charges Per KL</i>	Standard Budget (CPI Increase)	1 Year Budget Repair	2 year Budget Repair	3 Year Budget Repair
<i>Residential Water</i>	2.10	2.21	2.15	2.14
<i>Residential Water (Over 600 KL per year)</i>	2.42	2.54	2.48	2.46
<i>Commerical Water</i>	2.10	2.21	2.15	2.14
<i>Abattoirs</i>	1.12	1.18	1.15	1.14
<i>Abattoirs Discount</i>	20%	20%	20%	20%
<i>Sporting Assoiations (Sames as Abattoirs - no discount)</i>	1.12	1.18	1.15	1.14
<i>Guyra Shire Council</i>	-	0	0	0
<i>Raw Water</i>	0.55	0.56	0.56	0.56
Water Consumption Inc	3.7% - 4%	9% - 9.41%	5.66% - 6.48%	5.66% - 5.94%

Attachment 11

Strategic Capital Infrastructure / Projects Fund

Council recognises the need to ensure it has the capacity to facilitate the growth of its community, and that substantial funds must be available for strategic projects which enhance and strengthen the Shire community economically, culturally and socially. The expenditure of funds in these areas may result in a flow on increase in Council's general revenues. Council also recognises that any new project or initiative undertaken must not negatively impact financially or otherwise on Council's ability to meet its current and future service and infrastructure maintenance and renewal needs.

In this regard, Council has quarantined the funds previously allocated to loan repayments specifically for projects which would have otherwise been funded by way of loans or which assist the economic, cultural and social growth of the community. This strategy has enabled this Council to undertake a range of very successful projects (e.g. CBD redevelopment, Visitors Centre, Campbell Park Upgrade, Library Redevelopment, new rural bitumen seals and accelerating the Urban Works Program) which have resulted in Inverell Council moving towards its Strategic objectives.

In 2010/2011, Council, following the adoption of a 10-year Road Infrastructure Financial Plan and Asset Management Plan, allocated an amount of \$250K from this fund on a continuing basis to Council's Road and supporting Infrastructure Maintenance Program. A further \$250K was allocated into Council's Road Asset Renewal Program, the majority of which was allocated to gravel resheeting on local and minor roads (budget allocation to roads etc. increased by 25% over four (4) years to end of 2010/2011). This reduced the annual quantum of funds available in 2010/2011 from \$1M to \$560K. This amount has declined in subsequent years (\$515K in 2017/2018) due to a need to fund operational expenses in essential services areas. The fund is predicted to grow to \$990K by 2042.

From 2022/2023 the Strategic Capital Infrastructure Fund will be used to fund part of the Inverell Aquatic Centre (IAC) redevelopment loan of \$10M over twenty years. As a result of this allocation the Strategic Capital Infrastructure Fund will not be able to fund other capital projects until 2034 when the fund exceeds the IAC loan repayment.

However, as a result of additional interest on Investment, from higher than expected interest rates, an extra \$476K has been allocated to Strategic Capital Infrastructure Fund during 2024/2025 and \$306K from 2025/2026. These funds are surplus to interest revenue required to fund re-occurring expenditure of \$884K.

Given that this additional interest revenue is subject to the prevailing interest rate market, and that markets are expected to decline over the next 12-24 months, there is a strong possibility that this revenue will dissipate in future years resulting in a reduction in interest revenue at that time. Council has been financially responsible and quarantined this additional interest revenue so these funds can not be utilised in funding re-occurring expenditure. Council has resolved to allocate these funds future capital projects.

Attachment 12

Special Projects – Road Infrastructure Fund

Since September 2017, the Valuer General issued separate valuations for the turbine sites installed on farming land within the Inverell Shire. The NSW rating legislation requires Council to classify these valuations as Business-Other instead of Farmland. This rating process generated a significant increase in rates during 2017/2018. Given that these land valuations are based on wind turbine leases, there is a strong possibility that these leases will lapse in future years resulting in a reduction in rating income at that time. Council has been financially responsible and quarantined this revenue so these funds can not be utilised in funding re-occurring expenditure. Council has resolved to allocate these funds to its road asset renewal and maintenance programs.

The Budget contains an amount of \$324K for allocation by Council.

It is proposed that the allocation of these funds in 2024/2025 be the subject of a further report to the Civil and Environmental Services Committee in respect of the funding allocations for individual works to be undertaken under this program.





Destination One

LEADERSHIP

‘We will be an accountable and responsible Council that will be involved with the community and responsibly manage public resources’

R1 - Council is Responsible and Accountable		
Strategy	Term Achievement	Operational Objective
<p>R.1.1 Partner, engage and communicate with our community to make decisions and deliver services, projects and initiatives</p>	<p>R.1.1.1 Council is managing its statutory requirements and the needs of a participatory community in a transparent and balanced way</p>	<p>R.1.1.1.1 Develop, review and monitor policies and procedures to enable the organisation to engage more effectively with the community while meeting its statutory and public interest obligations.</p> <ul style="list-style-type: none"> • Establish linkages to all communities in the Shire. • Build and maintain relationships with all sections of the community. • Maintain links with other Councils in the Region for the purpose of addressing matters of common interest. • Communicate to the Community through any medium that informs citizens of council activities.
<p>R.1.2 Provide the community with responsible and accountable decision making when undertaking the civic duties of Council</p>	<p>R.1.2.1 To provide robust governance and administrative systems which ensure the ongoing health and stability of Council, the discharge of statutory and governance responsibilities, proper reporting and the efficient use of Council’s resources.</p>	<p>R.1.2.1.1 To provide leadership and advocate to ensure the community is provided with a broad range of services and opportunities commensurate with other large regional councils.</p> <ul style="list-style-type: none"> • Establish strong links with Federal and State Parliamentarians. • Develop and maintain strong professional relationships with State Agencies.
<p>R.1.3 Advocate on behalf of the community for outcomes important to the community.</p>	<p>R.1.3.1 Advocate on behalf of the community for the provision of services which meet community needs and expectations.</p>	<p>R.1.3.1.1 To provide leadership and advocate to ensure the community is provided with a broad range of services and opportunities commensurate with other large regional councils.</p> <ul style="list-style-type: none"> • Establish strong links with Federal and State Parliamentarians. • Develop and maintain strong professional relationships with State Agencies.

R2 - Council is Sustainable and Plans for the Future

Strategy	Term Achievement	Operational Objective
R.2.1 Provides clear long-term plans for the future	R.2.1.1 Integrate planning processes to ensure that Council's long-term planning is consistent with the current and future needs of the community.	R.2.1.1.1 Ensure Council's long term financial sustainability, financial modeling has been undertaken for the next 10 years based on Council maintaining its existing Service and Infrastructure Levels and where relevant, five (5) year financial planning figures are included in the Operational Plan.
R.2.2 Operates in a financially sustainable and responsible manner.	R.2.2.1 Ensure that Council operates using innovative, flexible and responsible management systems capable of providing efficient, effective and economical management.	R.2.2.1.1 Encourage sustainable economic growth, that enhances the standard of living of all residents, through the operation of key economic business activities and the ongoing promotion of a wide range of development opportunities.
R.2.3 Council's long-term financial plan is based on sound asset management information and is affordable and responsible.	R.2.3.1 Council maintains a substantial Asset Inventory and all of its Assets are recorded in its Asset Register. Council is currently in the process of expanding the information held in its systems into comprehensive strategic Asset Management Plans	R.2.3.1.1 The Budget provides substantial funding for the ongoing implementation of Council's Asset Management Program

R3 - Council is Cognizant of Current Issues

Strategy	Term Achievement	Operational Objective
R.3.1 Community networks are established to inform Council on community issues.	R.3.1.1 . Facilitate community development and growth through the support of community groups.	R.3.1.1.1 Manage on behalf of the community issues which impact on or threaten the medium and long term sustainability of the community.
R.3.2 Council has a strong working relationship with other levels of Government and an understanding of the community issues being addressed by the Government.	R.3.2.1 A plan that identifies the required services to be provided to this community by other levels of Government is in place, which will act as a basis for Council's advocacy for service equity.	R.3.2.1.1 Develop an advocacy strategy for the provision of services from other levels of government for this community.

Destination Two

PROSPERITY

‘The Shire has a diverse, strong local economy that provides opportunities that contribute to the quality of life for the community’

C1 – A Framework is in Place to Maximise Economic Opportunities		
Strategy	Term Achievement	Operational Objective
C.1.1 Council provides suitable zoned and sized land to facilitate development.	C.1.1.1 Sufficient and serviced lands are available to meet the Shire’s business development and residential needs.	C.1.1.1.1 To maintain a suitable portfolio of land for development and sale at a fair market price
C.1.2 Business development and investment is encouraged.	C.1.2.1 A collaborative relationship between Council and businesses in the Shire is established and maintained, that is conducive to economic growth and business sustainability.	C.1.2.1.1 To facilitate the collaboration of organisations in networking and information sharing to obtain services required to allow viable businesses to start and/or grow.

C2 – The Visitor Economy is Supported		
Strategy	Term Achievement	Operational Objective
C.2.1 Tourism opportunities are supported.	C.2.1.1 Continue to encourage ongoing development and marketing of the diverse attractions and facilities that promote the Shire as a must visit destination.	C.2.1.1.1 Increase marketing programs that present Inverell Shire as the attractive, vibrant rural centre of the New England North West, designed to distinguish it from other parts of New England and attract visitors.
C.2.2 Events that foster cultural, recreational and community interaction is supported.	C.2.2.1 Council has locally focused cultural programs and initiatives that facilitate forums, networks and training opportunities that are conducive to strengthening relationships between tourism, arts, heritage, sports and recreational interests.	C.2.2.1.1 To provide and assist community groups in the provision of recreational and cultural facilities and services for the enjoyment of all residents and visitors to the Shire.

C3 – The Shire is Regarded as a Destination, to Live, Work and Invest.

Strategy	Term Achievement	Operational Objective
<p>C.3.1 Council supports opportunities for business expansion.</p>	<p>C.3.1.1 Council is working with relevant organisations to identify and cultivate market and development opportunities.</p>	<p>C.3.1.1.1 To facilitate the economic and industrial development of the Shire with the view to maintaining population growth and the retention and expansion of businesses and services to the Shire and Region.</p>
<p>C.3.2 Advocate for a competitive and progressive agricultural and business environment.</p>	<p>C.3.2.1 Council is facilitating a coordinated approach to achieving an ecologically, economically and socially sustainable agricultural sector in Inverell and the region.</p>	<p>C.3.2.1.1 To facilitate the management and protection of the Shire’s agricultural land for sustainable agriculture use with agricultural activity contributing to its protection and enhancement and to achieve positive economic, environmental and social outcomes.</p>



Destination Three

LIVEABILITY

‘Our community is healthy, safe, educated and offers opportunities for people of all ages and abilities. We value our natural and built environment’

E1 – Our Community is Safe, Healthy, Educated and Active		
Strategy	Term Achievement	Operational Objective
<p>E.1.1 Provide a range of sport, recreation and play spaces that encourage active participation in a healthy lifestyle.</p>	<p>E.1.1.1 Provide landscaped areas, passive recreational facilities and playgrounds to promote a healthy living environment.</p>	<p>E.1.1.1.1 Provide a safe and healthy human environment with access to a high standard of facilities and services as a result of careful planning and responsible development that is mindful of, and compatible with, the natural and built environment.</p>
<p>E.1.2 Advocate for quality medical and health services.</p>	<p>E.1.2.1 Advocate on behalf of the community for the provision of services which meet community needs and expectations.</p>	<p>E.1.2.1.1 Provide leadership and advocate to ensure the community is provided with a broad range of services and opportunities commensurate with other large regional councils.</p>
<p>E.1.3 Partner with NSW Police Force to deliver community safety programs and reduce crime.</p>	<p>E.1.3.1 Consult with local Police Service on an appropriate partnership to determine which available programs will best deliver on community safety and the reduction of crime within the LGA</p>	<p>E.1.3.1.1 To partner with the local Police Service to ensure adequate resources are available to protect and serve the community of Inverell Shire.</p>
<p>E.1.4 Advocate for a broad range of educational opportunities for all members of the community.</p>	<p>E.1.4.1 The Shire’s culture of lifelong learning is nurtured and promoted with increased access to leaning opportunities that contribute to an improved quality of life.</p>	<p>E.1.4.1.1 Develop and implement skills training and retention strategies that address the needs and requirements of the Shire’s residents and businesses.</p>
<p>E.1.5 Partner with emergency services to reduce the risks from emergency events.</p>	<p>E.1.5.1 Appropriate management plans and facilities are developed and implemented in partnership with emergency services.</p>	<p>E.1.5.1.1 To ensure the availability of an adequate emergency response service within the Shire to deal with natural disasters and man-made incidences.</p>
<p>E.1.6 Provide opportunities for recreational, cultural and social events.</p>	<p>E.1.6.1 Council has locally focused cultural programs and initiatives that facilitate forums, networks and training opportunities that are conducive to strengthening relationships between tourism, arts, heritage, sports and recreational interests.</p>	<p>E.1.6.1.1 To provide and assist community groups in the provision of recreational and cultural facilities and services for the enjoyment of all residents and visitors to the Shire.</p>

E2 – Our Community is Inclusive and Accessible

Strategy	Term Achievement	Operational Objective
E.2.1 Provide improved access to services buildings, spaces, places and activities for people with a disability.	E.2.1.1 Infrastructure upgrade works in the Inverell Central Business District, Lake Inverell and improved all abilities access at Copeton Dam Northern Foreshores to provide inclusive recreational opportunities.	E.2.1.1.1 Management of Council facilities and services in a manner that facilitates access to and use of those facilities and services by all members of the community.
E.2.2 Provide services in a manner that supports social interaction.	E.2.2.1 Strategies are in place to respond to the social and health needs of the community.	E.2.2.1.1 Actively participate in the formulation. Management and implementation of the Shire's Social Plan.
E.2.3 Partner with responsible agencies to facilitate social and physical wellbeing of the community.	E.2.3.1 Services are provided to meet the diverse needs of families and to support the development of children.	E.2.3.1.1 Advocate for standards of care and education to promote and support families, child safety and wellbeing.

E3 – Our Natural Environment is Protected and Sustained

Strategy	Term Achievement	Operational Objective
E.3.1 Partner with local groups and responsible agencies to preserve and maintain our natural environment.	E.3.1.1 Development controls are promoting excellence in rural design that balances the protection and enhancement of the natural environment with the needs of the citizens.	E.3.1.1.1 To ensure that the physical development of the Shire provides for a variety of living choices which is in harmony with the natural characteristics and the surrounding built environment.
E.3.2 Effectively manage public lands	E.3.2.1 Best Practice in Land Use Administration has been adopted and implemented.	E.3.2.1.1 To provide and maintain a modern efficient and reliable land use administration system which enables the effective and efficient management of Shire land.
E.3.3 Ensure compliance with environmental regulations and controls..	E.3.3.1 Encourage the continued development and growth of the Inverell Shire in an environmentally sensitive manner.	E.3.3.1.1 Implementation of local environmental plans, development control plans and health and building policies, which conform to the requirements of all government bodies and environmental guidelines.

E4 – Our Built Environment is Functional and Sustainable

Strategy	Term Achievement	Operational Objective
<p>E.4.1 Ensure Council’s Local Environment Plan (LEP) is reflective of community needs and expectations</p>	<p>E.4.1.1 Ongoing amendments are completed to ensure LEP remains relevant and addresses community requirements for sustainability and development.</p>	<p>E.4.1.1.1 To ensure the physical development of the Shire is in accordance with community needs and expectations, using adopted planning instruments and policies.</p>
<p>E.4.2 Advocate for telecommunications services that meet current and future requirements.</p>	<p>E.4.2.1 Through collaborative partnerships and community advocacy, initiatives are being implemented to provide cost effective communications services to the community.</p>	<p>E.4.2.1.1 To ensure communities have cost effective access to communication services.</p>



Destination Four

SERVICES & INFRASTRUCTURE

‘Our community is enhanced by the provision of civic services and infrastructure. These services are planned and financially sustainable’

S1 – The Transport Network is Safe, Convenient and Efficient		
Strategy	Term Achievement	Operational Objective
<p>S.1.1 Local and regional roads are maintained to a satisfactory standard.</p>	<p>S.1.1.1 A program of prioritised works has been developed and is being implemented in partnership with the State and Federal Government to maintain the efficiency of major roads as demand grows.</p>	<p>S.1.1.1.1 To maintain the state regional/rural and local/urban road network to in accordance with the priorities established by Council, thereby ensuring the safe and efficient movement of vehicular, cycling and pedestrian traffic throughout the Shire.</p>
<p>S.1.2 The road network meets the community’s needs in terms of traffic capacity, economic and social connectivity.</p>	<p>S.1.2.1 Programs to improve the road system and promote road safety that are meeting community, environmental and economic needs are being implemented.</p>	<p>S.1.2.1.1 A program is being implemented to address deficiencies and areas of congestion in the local road network.</p>
<p>S.1.3 The cycleway and pedestrian facilities encourages economic and social connections.</p>	<p>S.1.3.1 Programs and initiatives are being implemented that encourage alternate methods of transport that increase the community health and wellbeing.</p>	<p>S.1.3.1.1 Actively participate in the formulation. Management and implementation of the Shire’s Social Plan.</p>
<p>S.1.4 The Stormwater Management System is efficient and effective to the design standard.</p>	<p>S.1.4.1 Ongoing monitoring and maintenance programs are implemented to ensure the system remains efficient and effective.</p>	<p>S.1.4.1.1 To provide a stormwater drainage system, which minimizes the impact of storm events, is cost effective, customer focused and caters for the sustainable growth of the community while assisting the health of the Shire’s river system.</p>

S2 – Infrastructure Provided by Council is Fit for Contemporary Use

Strategy	Term Achievement	Operational Objective
<p>S.2.1 Council buildings and facilities are able to deliver services at the level approved by Council.</p>	<p>S.2.1.1 A building asset management strategy is in operation that maintains Council's assets to appropriate standards fit for contemporary purposes.</p>	<p>S.2.1.1.1 Complete a register of assets and condition assessment of Council buildings.</p>
<p>S.2.2 Advocate for quality medical and health services.</p>	<p>S.2.2.1 Council has developed and implemented a fleet management strategy that adopts fleet and plant equipment best practices and benchmarking and is reflective of Energy Efficiency Best Practices (EEBP).</p>	<p>S.2.2.1.1 To provide and maintain a modern efficient and reliable plant fleet to enable Council's Works Program to be carried out in the most effective manner and at a competitive cost.</p>

S3 – Council Provides Services in a Consistent and Equitable Manner

Strategy	Term Achievement	Operational Objective
<p>S.3.1 Water and sewer services meet the needs of the community.</p>	<p>S.3.1.1 Council has developed and implemented a sustainable Integrated Water Management Strategy compliant with Government Best-Practices and legislation.</p>	<p>S.3.1.1.1 To provide and maintain an adequate water supply and related service to the community based on a responsible view of water as a commodity and as a scarce natural resource. To provide an environmentally responsible sewerage system, which maintains the health of the Inverell Shire Community, is cost effective, customer focused and caters for the sustainable growth of the community.</p>
<p>S.3.2 Waste services effectively integrate waste management and reuse of materials from the waste stream.</p>	<p>S.3.2.1 Council has an integrated waste management plan that not only meets statutory recycling levels but also meets environmental and community demands.</p>	<p>S.3.2.1.1 To establish and maintain effective partnerships that deliver an innovative approach that takes advantage of the most practical and sustainable waste management solutions available.</p>
<p>S.3.3 Community amenities are clean and serviceable.</p>	<p>S.3.3.1 Recreational and leisure facilities and services meet community needs and are maintained to promote optimal utilisation.</p>	<p>S.3.3.1.1 Develop an infrastructure program to replace aging amenities.</p>
<p>S.3.4 Council attracts, retains and trains staff so that the organisation has a skilled and diverse workforce.</p>	<p>S.3.4.1 Council's workforce is appropriately planned, skilled, and empowered and Council is recognised as an employer of choice.</p>	<p>S.3.4.1.1 Policies, procedures and practices are developed to make Council a leading employer in the New England region.</p>

PART E – FEES AND CHARGES

Schedule of Fees and Charges 2024/2025

The Fees and Charges which are recommended for increase in the 2024/2025 financial year are highlighted.



2024/2025

TABLE OF CONTENTS

TABLE OF CONTENTS	96
ADMINISTRATIVE SERVICES	98
FINANCIAL SERVICES.....	8
LIBRARY	9
PORTABLE STAGE HIRE	107
TOWN HALL - CHAIRS	108
TOWN HALL.....	109
BAND HALL	113
AERODROME	19
SPORTING FIELDS AND PARKS & RESERVES	20
EQUESTRIAN CENTRE.....	23
AQUATIC FEES	24
TOURIST CENTRE	121
CEMETERIES – INVERELL	122
CEMETERIES – RURAL & VILLAGES	124
DOGS.....	126
CATS	33
IMPOUNDING/OTHER ANIMALS.....	34
IMPOUNDING VEHICLES	131
NOXIOUS WEEDS	132
RURAL ADDRESSING	133
HEALTH & ENVIRONMENTAL PROTECTION.....	134
SEPTIC TANKS	42
PLANNING	43

DEVELOPMENT APPLICATIONS	44
CONSTRUCTION APPLICATIONS	144
ISSUE OF CERTIFICATES.....	145
SUBDIVISION FEES	51
CLERKS CERTIFICATES	52
PLANNING & DEVELOPMENT MISCELLANEOUS	53
DEVELOPMENT & BUILDING SEARCH FEE.....	54
SWIMMING POOLS	55
BUILDING CERTIFICATES	151
WATER	152
WASTE WATER/SEWERAGE	60
SOLID WASTE MANAGEMENT.....	64
STORM WATER MANAGEMENT	166
GRAVEL PITS	72
ROADS/FOOTPATHS REINSTATES AS PRIVATE WORKS	73
ROADS/FOOTPATHS REINSTATES – OTHER (NOT PRIVATE WORKS) (RECOVERY OF DAMAGE)	74
KERB AND GUTTERING	75
PAVED FOOTPATHS	76
VEHICLE CROSSINGS	77
ROAD CONSTRUCTION – PRIVATE WORKS.....	173
PLANT WORKS – PLANT HIRE	174
PRIVATE WORKS.....	82
MATERIALS TESTING.....	83
CARAVAN PARKS & COPETON NORTHERN FORESHORES	87

ADMINISTRATIVE SERVICES

TITLE OF FEE/CHARGE & JOB NUMBER	FEE/CHARGE 23/24 GST INC (If Applicable)	COMMENTS	PUBLIC / PRIVATE GOOD	CSO	PRICING POLICY	PROPOSED FEE/CHARGE 24/25 GST INC (If Applicable)	GST
GEN.ADMIN.-SUNDRY INCOME - GST TAXABLE PJ-123340-1000-43029							
GEN.ADMIN.-SUNDRY INCOME - GST EXEMPT PJ-123320-1000-43029							
Enquiry Fee: On property other than owner Including Family History – Postage Additional charge at cost (half hour or part thereof) (Minimum charge)							
	\$30.00	Council pricing reflects nature of service and costs.	Private			\$30.00	NO
	\$30.00	Council pricing reflects nature of service and costs.		NO	Full cost recovery	\$30.00	NO
Inspection done by solicitors/purchasers/agents for properties being exchanged (per half hr. & min fee)	\$30.00	Council pricing reflects nature of service and costs.	Private	NO	Full cost recovery	\$30.00	NO
FACSIMILE:							
Local (per page)	\$3.75		Private	NO	Full cost recovery	\$3.75	YES
Overseas (per page)	Actual Cost + GST	Council pricing reflects nature of service and costs.	Private	NO	Full cost recovery	Actual cost + GST	YES
PHOTOCOPYING:		Council pricing reflects nature of service and costs.	Private	NO	Full cost recovery		
A4 black & white	\$0.70					\$0.70	YES
A4 colour	\$1.25					\$1.25	YES
A3 black & white	\$0.85					\$0.85	YES
A3 colour	\$2.70					\$2.70	YES

TITLE OF FEE/CHARGE & JOB NUMBER	FEE/CHARGE 23/24 GST INC (If Applicable)	COMMENTS	PUBLIC / PRIVATE GOOD	CSO	PRICING POLICY	PROPOSED FEE/CHARGE 24/25 GST INC (If Applicable)	GST
PRODUCTION OF SUBPOENA DOCUMENTS:		Council pricing reflects nature of service and costs.	Private	NO	Full cost recovery		
Minimum charge (based on 2 hrs. work)	\$80.00					\$80.00	NO
Every hr. thereafter	\$60.00					\$60.00	NO
GENERAL INFORMATION REQUESTS:	\$60.00	Council pricing reflects nature of service and costs.	Private	NO	Full cost recovery	\$60.00	NO
Processing (per hr.)	\$60.00					\$60.00	NO
Agents property report	\$450.00					\$450.00	NO
Agents transfer list (50 cents per page or min fee)	\$70.00					\$70.00	NO
CERTIFICATE OF TITLE SEARCH COST	\$25.00					\$25.00	NO
GOVERNMENT INFORMATION PUBLIC ACCESS ACT: FORMAL APPLICATION (GIPA Act s.63(3))	\$30.00	Council pricing restricted by statute	Private	NO	Full cost recovery	\$30.00	NO
Processing (per hr.)	\$50.00					\$50.00	NO
Internal review	\$50.00					\$50.00	NO
RETURNED CHEQUES/DIRECT DEBITS (each instance)	(full cost) x 2	Council pricing reflects nature of service and costs.	Private	NO	Full cost recovery	(full cost) x 2	NO
DEBT RECOVERY COSTS CHARGED BY 3rd PARTY - Debt recovery costs on Overdue Rates and Charges, including Early Stage intervention, Late stage intervention and Service Fees - (User Pays, Cost Recovery)	Actual Cost					Actual Cost	NO
SHREDDER (use of per hour)	\$30.00	Council pricing reflects nature of service and costs.	Private	NO	Full cost recovery	\$30.00	YES
STREET STALLS (late application fee)	\$0.00	Council pricing reflects nature of service and costs.	Private	NO	Full cost recovery	\$0.00	NO
DEPOSIT FOR KEY FOR ANY COUNCIL FACILITIES (per key) (temporary use only) PJ-157672-1000-20065	\$25.00					\$25.00	YES

TITLE OF FEE/CHARGE & JOB NUMBER	FEE/CHARGE 23/24 GST INC (If Applicable)	COMMENTS	PUBLIC / PRIVATE GOOD	CSO	PRICING POLICY	PROPOSED FEE/CHARGE 24/25 GST INC (If Applicable)	GST
(deposit applicable if not already included in another bond) (deposit will be forfeited if key not returned)							
MANAGEMENT PLAN (per copy)							
Black & white	\$0.00	New service	Public	YES		\$0.00	NO
Colour	\$35.00	New service	Public	YES	Partial cost	\$35.00	NO
ROAD CLOSURE (temporary closure of roads and street for sporting events etc.)		Council pricing reflects nature of service and costs.	Private	NO	Full cost recovery		
Road closure event-advertising	\$350.00					\$350.00	NO
Implement road closure	By quotation + GST					By quotation + GST	YES
Design/draw 'Traffic Control Plan'	\$200.00					\$200.00	
Service Charge: On time payment Debtors for		Council pricing reflects nature of service and costs.	Private	NO	Full cost recovery		
Range of \$0-\$50 (per month)	\$1.00					\$1.00	NO
For each \$50 or part thereof	\$10.00					\$10.00	NO
SURCHARGE ON CREDIT CARD PAYMENTS PJ-130150-1000-43029	Merchant fee + 10% GST	Council pricing reflects nature of service and costs.	Private	NO	Full cost recovery	Merchant fee + 10% GST	
LAMINATING OF PLANS/ DOCUMENTS PJ-123400-1000-43020		Council pricing reflects nature of service and costs.					
A4	\$3.20					\$3.20	YES
A3	\$6.00					\$6.00	YES
A2	\$12.00					\$12.00	YES
A1	\$22.00					\$22.00	YES
Large quantities	By quotation					By quotation	YES
SCANNING OF PLANS/ DOCUMENTS with Electronic Delivery PJ-123400-1000-43020							
A4 – A3	\$5.00					\$5.00	YES

A2 – A1	\$10.00					\$10.00	YES
---------	---------	--	--	--	--	---------	-----

TITLE OF FEE/CHARGE & JOB NUMBER	FEE/CHARGE 23/24 GST INC (If Applicable)	COMMENTS	PUBLIC / PRIVATE GOOD	CSO	PRICING POLICY	PROPOSED FEE/CHARGE 24/25 GST INC (If Applicable)	GST
Large plans/ documents	By Quotation					By quotation	YES
GIS SERVICES-STANDARD MAP/PLAN PRINTING/PLOTTING-Taxable (Fee for printing maps that are already created or require minimal effort to produce) PJ-123400-1000-43020		Council pricing reflects nature of service and costs.	Private	NO	Full cost recovery		
A4 black & white	\$7.30					\$7.30	YES
A3 black & white	\$13.90					\$13.90	YES
A2 black & white	\$18.30					\$18.30	YES
A1 black & white	\$26.20					\$26.20	YES
A0 black & white	\$36.30					\$36.30	YES
A4 linework colour	\$9.30					\$9.30	YES
A3 linework colour	\$15.90					\$15.90	YES
A2 linework colour	\$20.30					\$20.30	YES
A1 linework colour	\$28.20					\$28.20	YES
A0 linework colour	\$38.30					\$38.30	YES
A4 full colour	\$9.30					\$9.30	YES
A3 full colour	\$15.90					\$15.90	YES
A2 full colour	\$20.30					\$20.30	YES
A1 full colour	\$28.20					\$28.20	YES
A0 full colour	\$38.30					\$38.30	YES
Large quantities by quotation	By quotation					By quotation	YES
Postage of Maps / Plans etc.	By quotation					By quotation	YES
Electronic Delivery of Maps / Plans etc	By quotation					By quotation	YES
GIS SERVICES-CUSTOM MAPS & DATA ANALYSIS SERVICES-Taxable PJ-123400-1000-43020							
Fee for GIS output that requires either new input or alteration plus printing costs as listed above							
Fee per Hour (Charged in 15 minute increments) up to 3 Hours Work	\$70.00 per Hour					\$70.00 per Hour	YES
Fee for greater than 3 Hours work	By Quotation					By Quotation	YES

Fee for printing Custom Maps & Data Analysis

Postage of Maps / Plans etc

As Per Printing Fees Above					As Per Printing Fees above	YES
By Quotation					By Quotation	YES

TITLE OF FEE/CHARGE & JOB NUMBER	FEE/CHARGE 23/24 GST INC (If Applicable)	COMMENTS	PUBLIC / PRIVATE GOOD	CSO	PRICING POLICY	PROPOSED FEE/CHARGE 24/25 GST INC (If Applicable)	GST
Electronic Delivery of Maps / Plans etc	By Quotation					By Quotation	YES
SALE OF 'WORLD OF ITS OWN' BOOK PJ-123350-1000-43019 Sale of 'World of its Own Book' (per book) plus postage if applicable	\$16.50	Plus	Private	NO	Full cost recovery	\$16.50	YES
	\$6.60					\$6.60	YES
Sale of 'Holding its Own Book' (per book) plus postage if applicable (per book)	\$16.50					\$16.50	YES
	\$6.50					\$6.60	YES
plus postage if applicable (both books posted together if applicable)	\$14.30					\$14.30	YES
INCOME OTHER LAND & BUILDING NEI PJ-128590-1000-43002 (Bee farming on Council owned or Controlled land)		Council pricing reflects nature of service and costs.	Private	NO	Full cost recovery		
Rental fee (per annum or part thereof)	\$60.00					\$60.00	YES
Deposit (refundable on satisfactory inspection)	\$100.00					\$100.00	NO
GAZEBO/SHADE SHELTERS PJ-157606-9000-20065 (Hire to Community Groups only) (Deposit/Bond)							
Deposit/Bond	NOT FOR HIRE					NOT FOR HIRE	NO
Hire charge	NOT FOR HIRE					NOT FOR HIRE	YES

FINANCIAL SERVICES

TITLE OF FEE/CHARGE & JOB NUMBER	FEE/CHARGE 23/24 GST INC (If Applicable)	COMMENTS	PUBLIC / PRIVATE GOOD	CSO	PRICING POLICY	PROPOSED FEE/CHARGE 24/25 GST INC (If Applicable)	GST
CLERKS CERTIFICATES S.603 PJ-100000-1000-42204 Section 603 Certificate (as per Local Government Act 1993)	\$95.00	Maximum Fee Pricing as Fixed by Government Tribunal	Private	NO	Full cost recovery	\$100.00	NO
CLERK CERTIFICATE S.603 - URGENT SUPPLY FEE PJ-123320-1000-43029 Section 603 Certificate - URGENT SUPPLY (SAME DAY SERVICE)	\$60.00					\$60.00	NO
RATES OR WATER REFUND PROCESSING FEE PJ-123320-1000-43029 A maximum of one (1) refund, per assessment, per year, will be processed without charge Refund Processing Fee - EFT Refund Processing Fee - Cheque							
	\$25.00					\$25.00	YES
	\$50.00					\$50.00	YES
RATES OR WATER NOTICE REISSUE FEE PJ-123400-1000-43020 Print or Email Rates or Water Notices (Note: From the 1 st July 2024 reissue fee will be \$10.00 per notice with a minimum fee of \$25.00)	\$0.00	Min. Charge				\$25.00	YES

LIBRARY

TITLE OF FEE/CHARGE & JOB NUMBER	FEE/CHARGE 23/24 GST INC (If Applicable)	COMMENTS	PUBLIC / PRIVATE GOOD	CSO	PRICING POLICY	PROPOSED FEE/CHARGE 24/25 GST INC (If Applicable)	GST
OVERDUE INVOICES FEES – GST EXEMPT PJ-126890-1000-43013							
Service charge applicable if account is to be sent	\$15.00	Council pricing reflects nature of service and costs.	Private	NO	Full cost recovery	\$15.00	NO
CHARGES & FEES – Taxable PJ-126900-1000-43013							
CHARGES & FEES – GST Exempt PJ-126901-1000-43013							
Reserves (per item)	N/A					N/A	NO
Inter library loan – NSW Public Library (per item plus fee from other library where applicable)	\$6.50					\$6.50	YES
Inter library loan – Other Public Library (per item plus fee from other library where applicable)	\$19.70					\$19.70	YES
Replacement membership card	\$4.00					\$4.00	NO
Note: lost or damaged books must be paid for	At cost + GST					At cost	NO
Processing charge for Lost / Unreturned or items with major damage (consumables and staff time to reprocess items)	\$11.00					\$11.00	YES
Minor damage to library material (books etc.)	\$7.50					\$7.50	YES
Major damage to library material (books etc.)	Replacement cost + GST					Replacement cost + GST	YES
CHARGES & FEES – ROOM HIRE – Taxable PJ-126900-4131-43013							
Small Meeting Room (includes chairs, tables, data projector, electronic whiteboard & use of kitchen)							
Meeting Room (Half day) (With Technology) - Non-Profit Groups	\$55.00					\$55.00	YES
Meeting Room (Half day) (With Technology) - For Profit Groups + Gov. Dept.	\$95.00					\$95.00	YES
Meeting Room (Full day) (With Technology)-Non-Profit Groups	\$90.00					\$90.00	YES
Meeting Room (Full day) (With Technology) - For Profit Groups + Gov. Dept.	\$160.00					\$160.00	YES

TITLE OF FEE/CHARGE & JOB NUMBER	FEE/CHARGE 23/24 GST INC (If Applicable)	COMMENTS	PUBLIC / PRIVATE GOOD	CSO	PRICING POLICY	PROPOSED FEE/CHARGE 24/25 GST INC (If Applicable)	GST
Internet Access in Meeting Room (One Connection only) Flat Fee per day	\$15.00					\$15.00	YES
Large Meeting Room (includes chairs, tables, data projector, electronic whiteboard & use of kitchen)							
Meeting Room (Half day) (With Technology) - Non-Profit Groups	\$68.00					\$68.00	YES
Meeting Room (Half day) (With Technology) - For Profit Groups + Gov. Dept.	\$140.00					\$140.00	YES
Meeting Room (Full day) (With Technology) - Non-Profit Groups	\$115.00					\$115.00	YES
Meeting Room (Full day) (With Technology) - For Profit Groups + Gov. Dept.	\$220.00					\$220.00	YES
Internet Access in Meeting Room (1 Connection only) Flat Fee per day	\$15.00					\$15.00	YES
SUNDRY LIBRARY INCOME – Taxable PJ-126980-1000-43013		Council pricing reflects nature of service and costs.	Private	NO	Full cost recovery		
Photocopy A4 (Black & White) (per page)	\$0.30					\$0.30	YES
Photocopy A4 (Black & White) (both sides)	\$0.60					\$0.60	YES
Photocopy A4 (Colour) (per page)	\$1.20					\$1.20	YES
Photocopy A3 (Black & White) (per page)	\$0.60					\$0.60	YES
Photocopy A3 (Colour) (per page)	\$2.40					\$2.40	YES
Scan to USB	\$0.30					\$0.30	YES
Printing - Micro film print A4 (per page)	\$0.30					\$0.30	YES
Printing - Micro film print A3 (per page)	\$0.60					\$0.60	YES
Facsimiles (local & std) - (1st page)	\$2.00					\$2.00	YES
Facsimiles (local & std) - (additional pages)	\$Nil					Nil	YES
Facsimiles (to receive) (per page)	\$0.60					\$0.60	YES
Laminating (Card)	\$1.50					\$1.50	YES
Laminating A4 (per Page)	\$3.30					\$3.30	YES
Laminating A3 (per Page)	\$5.50					\$5.50	YES
Thermal Binding	\$5.00					\$5.00	YES
Comb Binding (Max 25 pages)	\$5.00					\$5.00	YES
Ear Phones	\$3.00					\$3.00	YES

TITLE OF FEE/CHARGE & JOB NUMBER	FEE/CHARGE 23/24 GST INC (If Applicable)	COMMENTS	PUBLIC / PRIVATE GOOD	CSO	PRICING POLICY	PROPOSED FEE/CHARGE 24/25 GST INC (If Applicable)	GST
Library Bags	\$6.50					\$6.50	YES
USB	\$10.00					\$10.00	YES
Hire of Light Pro (per day or part there of)	\$65.00					\$65.00	YES
Children's Activities (School Holidays) \$ per Child (may be more depending upon nature of activity)	\$3.00					\$3.00	YES
Children's Activities (School Holidays) \$ per Family (may be more depending upon nature of activity)	\$7.50					\$7.50	YES

PORTABLE STAGE HIRE

TITLE OF FEE/CHARGE & JOB NUMBER	FEE/CHARGE 23/24 GST INC (If Applicable)	COMMENTS	PUBLIC / PRIVATE GOOD	CSO	PRICING POLICY	PROPOSED FEE/CHARGE 24/25 GST INC (If Applicable)	GST
PORTABLE STAGE HIRE PJ-137489-1000-42214 Mobile Trailer STAGE – 6.5M x 4.0M (Fully Covered Stage)							
Portable Stage Hire-Day in use (Travel of \$2.00/km over 5 km)	Not for Hire	Council pricing reflects nature of service and costs.	Private	No		Not for Hire	YES
Portable Stage - Security Deposit per Function	Not for Hire					Not for Hire	NO
Mobile Trailer STAGE -6.5m x 4.0m (Fully Covered Stage)	Not for Hire		Private			Not for Hire	YES
Portable Stage Hire (Large/Small)-Day in use (Travel of \$2.00/km over 5 km)	(Travel +GST) + \$250.00	Council pricing reflects nature of service and costs.	Private	No	Full Cost Recovery	(Travel +GST) + \$250.00	YES
Portable Stage - Security Deposit per Function	\$200.00					\$250.00	NO
Portable Stage – (Large-Full Stage) - Erection by Council Staff	\$1000.00					\$1,000.00	YES
Portable Stage – (Small-Half Stage) - Erection by Council Staff	\$500.00					\$500.00	YES

TOWN HALL - CHAIRS

TITLE OF FEE/CHARGE & JOB NUMBER	FEE/CHARGE 23/24 GST INC (If Applicable)	COMMENTS	PUBLIC / PRIVATE GOOD	CSO	PRICING POLICY	PROPOSED FEE/CHARGE 24/25 GST INC (If Applicable)	GST
CHAIR HIRE TO COMMUNITY GROUPS PJ-157606-9000-20065 (Deposit)							
Deposits / Bond	NOT FOR HIRE					NOT FOR HIRE	NO
Hire Charges	NOT FOR HIRE					NOT FOR HIRE	YES

TOWN HALL

TITLE OF FEE/CHARGE & JOB NUMBER	FEE/CHARGE 23/24 GST INC (If Applicable)	COMMENTS	PUBLIC / PRIVATE GOOD	CSO	PRICING POLICY	PROPOSED FEE/CHARGE 24/25 GST INC (If Applicable)	GST
TOWN HALL RENT & FEES PJ-127440-1000-42214 Town Hall (Main Hall ONLY)							
Up to 8 hours (Daylight hours ONLY)	\$360.00					\$370.00	YES
Evening Only (From 6.00PM to 12.00PM) (includes access to Sound and Lighting Desk)	\$350.00					\$360.00	YES
Full Day and Night up to midnight	\$500.00	Council pricing reflects nature of service and costs.				\$515.00	YES
After Midnight	\$50.00 / hour					\$52.00 / hour	YES
Set up Only (per Hour) or	\$15.00 per hour					\$15.50 per Hour	YES
Air Conditioning - First Two Hours	Included in Hire Fee					Included in Hire Fee	YES
Air Conditioning - After first Two Hours	Included in Hire Fee					Included in Hire Fee	YES
Additional Cleaning (Per Clean)	\$150.00					\$155.00	YES

TITLE OF FEE/CHARGE & JOB NUMBER	FEE/CHARGE 23/24 GST INC (If Applicable)	COMMENTS	PUBLIC / PRIVATE GOOD	CSO	PRICING POLICY	PROPOSED FEE/CHARGE 24/25 GST INC (If Applicable)	GST
Annex & Kitchen (ONLY) Casual Hire Fees - (Includes Chairs (30); Tables (8); Data Projector; Audio Equipment and use of kitchen							
½ Day (Up to 4 Hours) - Minimum Hire Period	\$150.00					\$155.00	YES
Full Day (Up to 8 hours) (Daylight Hours ONLY)	\$230.00					\$240.00	YES
Evening Only (From 6.00PM to 12.00PM)	\$215.00					\$220.00	YES
Additional Furniture (available with Annex & Kitchen Hire ONLY Booths (Up to 8); Round Ottomans (up to 4); Snake Ottomans (Up to 6) and portable partitions (2).	\$75.00					\$77.00	YES
Weekly Hire Fees – (Includes Chairs (30); Tables (8); Data Projector; Audio Equipment; and use of Kitchen. Maximum Hire Period is Two (2) weeks. Longer Hire period may be considered upon request	\$500.00 per Week					\$515.00 per week	YES
Non-Profit Groups	\$800.00 per Week					\$825.00 per week	YES
For Profit Groups + Government Departments							
Set up Only (per Hour)	\$15.00 per hour					\$15.50 per Hour	YES
Air Conditioning - First Two Hours	Included in Fees					Included in Fees	YES
Air Conditioning - After first Two Hours	Included in Fees					Included in Fees	YES
Additional Cleaning (Per Clean)	\$100.00					\$105.00	YES
Ancillary Kitchen Use (Boiling Water, Sink and Refrigerator Only)	Included in Fees					Included in Fees	YES

TITLE OF FEE/CHARGE & JOB NUMBER	FEE/CHARGE 23/24 GST INC (If Applicable)	COMMENTS	PUBLIC / PRIVATE GOOD	CSO	PRICING POLICY	PROPOSED FEE/CHARGE 24/25 GST INC (If Applicable)	GST
Main Hall, Annex & Kitchen (COMBINED)							
Up to 8 hours (Daylight hours ONLY)	\$500.00					\$515.00	YES
Evening Only (From 6.00PM to 12.00PM)	\$450.00					\$465.00	YES
Full Day and Night up to midnight & night time hire	\$600.00					\$620.00	YES
After Midnight	\$70.00 / hour					\$72.00 / hour	YES
Set up Only (per Hour)	\$15.00 per hour					\$15.50 per Hour	YES
Air Conditioning - First Two Hours	Included in Hire Fees					Included in Hire Fee	YES
Air Conditioning - After first Two Hours	Included in Hire Fees					Included in Hire Fee	YES
Additional Cleaning (Per Clean)	\$200.00					\$210.00	YES
Candy Bar and Cool room (With Main Hall or Annex)							
Minimum Charge in any Case	\$80.00					\$83.00	YES
Up to 8 hours (Daylight hours ONLY)	\$80.00	Council pricing reflects nature of service and costs.	Private	No	Full Cost Recovery	\$83.00	YES
Evening Only (From 6.00PM to 12.00PM)	\$80.00					\$83.00	YES
Full Day and Night up to midnight & night time hire	\$105.00					\$110.00	YES
After Midnight	\$15.00 / hour					\$15.50 / hour	YES
Set up Only (per Hour)	\$15.00 / hour					\$15.50 / hour	YES
Additional Cleaning (Per Clean)	\$20.00					\$25.00	YES
Note: All beer lines are to be cleaned by hirer, prior and following use.							

TITLE OF FEE/CHARGE & JOB NUMBER	FEE/CHARGE 23/24 GST INC (If Applicable)	COMMENTS	PUBLIC / PRIVATE GOOD	CSO	PRICING POLICY	PROPOSED FEE/CHARGE 24/25 GST INC (If Applicable)	GST
Gallery (With Main Hall Only)							
Minimum Charge in any Case	\$100.00					\$105.00	YES
Up to 8 hours (Daylight hours ONLY)	\$100.00	Council pricing reflects nature of service and costs.	Private	No	Full Cost Recovery	\$105.00	YES
Evening Only (From 6.00PM to 12.00PM)	\$100.00					\$105.00	YES
Full Day and Night up to midnight & night time hire	\$125.00					\$130.00	YES
After Midnight	\$15.00 / hour					\$15.50 / hour	YES
Set up Only (per Hour)	\$15.00 / hour					\$15.50 / hour	YES
Additional Cleaning (Per Clean)	\$30.00					\$31.00	YES
Rental Bonds/Deposits (all hirers)							
Regular Events (as determined by Council)	\$500.00					\$515.00	NO
Non-Regular Events (as determined by Council)	\$1,000.00					\$1,000.00	NO
Events where alcohol is served or available (Including BYO)	\$1,500.00					\$1,500.00	NO
Note: Cost of repairs, damages, losses or cleaning to be - paid by hirer - No chairs or tables to be removed without specific approval		Council pricing reflects nature of service and costs.	Private	No	Full Cost Recovery		YES
Use of Grand Piano (per hire)	\$100.00		Private	No	Full Cost Recovery	\$110.00	YES
Grand Piano Tuning (each)	At Cost + GST					At Cost + GST	
Rehearsing & Decorating (per day or evening) NO AIR CONDITIONING - Per Hour	\$15.00 / hour					\$15.50 / hour	YES
Subject to: - the stage only being used for rehearsals, - the full fee be charged should any damage be caused to the hall, or facilities other than those approved to be used, - that a person from the organisation concerned be charged with the responsibility of collecting & returning keys & ensuring that hall hire conditions are adhered to.							

BAND HALL

TITLE OF FEE/CHARGE & JOB NUMBER	FEE/CHARGE 23/24 GST INC (If Applicable)	COMMENTS	PUBLIC / PRIVATE GOOD	CSO	PRICING POLICY	PROPOSED FEE/CHARGE 24/25 GST INC (If Applicable)	GST
Deposits (all hirers)	Currently Leased Long Term					Currently Leased Long Term	
Minimum Charge in any Case (GST Inclusive)							NO
Up to 4 hours							NO
Up to 8 hours							NO
Full Day and Night up to midnight							NO
Rehearsals							NO

AERODROME

TITLE OF FEE/CHARGE & JOB NUMBER	FEE/CHARGE 23/24 GST INC (If Applicable)	COMMENTS	PUBLIC / PRIVATE GOOD	CSO	PRICING POLICY	PROPOSED FEE/CHARGE 24/25 GST INC (If Applicable)	GST
AERODROME RENT & FEES PJ-127950-1000-42210							
Passenger fees	\$11.00	Council pricing reflects nature of service and costs.	Private	NO	Full cost recovery	\$11.00	YES
Landing fees – other (i.e. freight/private aircraft)	\$11.00	Council pricing reflects nature of service and costs.	Private	NO	Full cost recovery	\$11.00	YES
Aircraft parking area (pie tie down)	\$280.50					\$280.50	YES
AERODROME – SUNDRY INCOME PJ-127950-1000-42210							
Advertising within terminal building (per sq. m/pa)	\$297.00			YES	Recovery	\$297.00	YES

SPORTING FIELDS AND PARKS & RESERVES

TITLE OF FEE/CHARGE & JOB NUMBER	FEE/CHARGE 23/24 GST INC (If Applicable)	COMMENTS	PUBLIC / PRIVATE GOOD	CSO	PRICING POLICY	PROPOSED FEE/CHARGE 24/25 GST INC (If Applicable)	GST
RENT/FEES-SPORTING BODIES PJ-127070-1000-42208 Maintenance of various sporting facilities on behalf of Sports Council (includes initial line marking, subsequent to be carried out by sporting organisation).	\$34,353.00					\$35,400.00	YES
Line marking Fees (if line marking is to be carried out by Council and not sporting organisation)	At Cost + GST					At cost + GST	YES
Use of by organisation not on annual list - Field only (per Field per day)	\$100.00	Council pricing reflects nature of service and costs.	Private	NO	Full cost recovery	\$105.00	YES
- With minor works	\$110.00			NO	Full cost recovery	\$115.00	YES
Use of Multiple fields by organisation not on annual list for Special Events – Fields only (include minor works)	By Quotation					By Quotation	YES
Hire of sportsground & park by personal trainer (Bi-Annually – 6-month period) *Conditions apply, Minimum 6 Month Hire Varley Oval – per day (line marking extra if not done by user)	\$220.00 Conditions apply		Private			\$225.00 Conditions apply	YES
	\$450.00					\$460.00	YES
Ashford Sportsground – per day (line marking extra if not done by user)	\$100.00					\$100.00	YES
Tingha Sport & Rec. Ground – per day (line marking extra if not done by user)	\$100.00					\$100.00	YES
Hire of Netball Courts - Sports Complex - (8 Courts) – per day	\$220.00					\$225.00	YES

TITLE OF FEE/CHARGE & JOB NUMBER	FEE/CHARGE 23/24 GST INC (If Applicable)	COMMENTS	PUBLIC / PRIVATE GOOD	CSO	PRICING POLICY	PROPOSED FEE/CHARGE 24/25 GST INC (If Applicable)	GST
CALL OUT FEE For Staff called out after hours e.g. to turn off lights after a sport booking (Minimum Fee)	\$75.00					\$100.00	YES
Hire of Sports Complex CLUBHOUSE Non-Profit Organisations, Sports Clubs & schools Per Hour for One off Users – (Free for Season Long Bookings) Per Day for One Off Users – (Free for Season Long Bookings) BOND – (Season Long Bookings) BOND – (One Off Booking)	\$20.00 per Hour \$100.00 per Day \$300.00 BOND \$150.00 BOND					\$20.00 per Hour \$100.00 per Day \$300.00 BOND \$150.00 BOND	YES
Hire of Sports Complex CLUBHOUSE Profit Organisations and Government Departments Per Hour for One off Users Per Day for One Off Users BOND – (One Off Booking)	\$50.00 per Hour \$200.00 per Day \$150.00 BOND					\$50.00 per Hour \$200.00 per Day \$150.00 BOND	YES
Hire of Varley Oval Dennis Hogan Pavilion Fee – (Existing Field Users) BOND – (Season Long Bookings) BOND – (One Off Booking)	Nil \$1,000.00 Bond \$385.00 Bond					Nil \$1,000.00 Bond \$385.00 Bond	NO

TITLE OF FEE/CHARGE & JOB NUMBER	FEE/CHARGE 23/24 GST INC (If Applicable)	COMMENTS	PUBLIC / PRIVATE GOOD	CSO	PRICING POLICY	PROPOSED FEE/CHARGE 24/25 GST INC (If Applicable)	GST
LIGHTING CHARGES – SPORTING BODIES PJ-127350-4510-42208			Private	NO	Full cost recovery		
Electricity – sports complex No.1 lighting (per annum)	\$6.00 per pole per hour					\$6.20 per pole per hour	YES
Electricity – sports complex No.2 (Main Field x 4 Posts) lighting	\$20.00 per hr.					\$21.60 per hr.	YES
Electricity – sports complex No.2 (Secondary Fields x 2 Post per field) lighting	\$7.00 per hr per Field					\$7.20 per hr per field	YES
Electricity - Netball Courts (3 Posts)	\$3.50 per Hr.					\$3.60 per hr.	YES
Hockey Fields - (All Lights)	\$30.00 Per hr					\$30.90 Per hr	YES
Electricity – Varley Oval lighting - Low Volume Lighting for Training	\$18.00 Per Hr.					\$18.55 per hr	YES
Electricity – Varley Oval lighting - Medium Volume Lighting	\$30.00 Per Hr.					\$30.90 per hr.	YES
Electricity – Varley Oval lighting- High Volume Lighting	\$40.00 Per hr.					\$41.20 per hr.	YES
PARKS / RECREATIONAL FACILITIES – COMMERCIAL USE -Up to 4 Hours - Over 4 Hours (Required General Managers Permission & Quote)	\$150.00 By Quotation					\$150.00 By Quotation	YES
LAKE INVERELL OFF ROAD RECREATION CIRCUIT - FEES PJ-127430-1000-42103 Fee per Daily Event – Exclusive Use – (For Members of Sport Council and Schools) Booking are required	Nil					Nil	YES

Fee per Daily Event – Exclusive Use – (Non-Members of Sport Council) Booking are required	\$100.00					\$110.00	YES
--	----------	--	--	--	--	----------	-----

EQUESTRIAN CENTRE							
TITLE OF FEE/CHARGE & JOB NUMBER	FEE/CHARGE 23/24 GST INC (If Applicable)	COMMENTS	PUBLIC / PRIVATE GOOD	CSO	PRICING POLICY	PROPOSED FEE/CHARGE 24/25 GST INC (If Applicable)	GST
Hire of Equestrian Centre							
Ground Fees – Full Arena (includes Canteen & Toilets if required)						\$10.00 per rider/day. Min charge \$100.00	YES
Ground Fees – Half Arena (includes Canteen & Toilets if required)						\$10.00 per rider/day	YES
Camping Fees						\$15.00 per night/truck/float	YES
Stabling						\$10.00 per night/stable	YES
Cancellation Fee – If booking is Cancelled within 72 hours of the scheduled commencement time. Excluding cancellation due to wet weather)						\$100.00	NO
BOND – (refundable) if applicable						\$400.00	NO
Non-Compliance Fees – As per Agreement Conditions of Hire							
Kitchen						\$100.00	YES
Toilets						\$150.00	YES
Arena						\$250.00	YES
Stalls & Stables						\$150.00	YES
Waste Management						\$150.00	YES

AQUATIC FEES

TITLE OF FEE/CHARGE & JOB NUMBER	FEE/CHARGE 23/24 GST INC (If Applicable)	COMMENTS	PUBLIC / PRIVATE GOOD	CSO	PRICING POLICY	PROPOSED FEE/CHARGE 24/25 GST INC (If Applicable)	GST
INVERELL AQUATIC CENTRE							
Aquatics Centre Entry							
Adult Swim						\$6.50	YES
Adult Swim Concession						\$4.80	YES
Child						\$4.80	YES
Family (2 adults & 2 children)						\$20.00	YES
School Groups - LTS and Carnivals						\$4.00	YES
Spectators						\$2.50	YES
Swim Club Members						\$4.00	YES
Birthday parties – per child						\$25.00	YES
Learn to swim Program – Standard (per class)						\$20.00	YES
Learn to swim Program – Concession (per class)						\$16.00	YES
Multi-visit Passes							
Adult 10 visit pass						\$58.50	YES
Child/Concession 10 visit pass						\$43.20	YES
Health and Fitness Casual Entry							
Aqua Aerobics – Casual Adult						\$16.00	YES
Aqua Aerobics – Casual Concession						\$14.00	YES
Water Therapy - Casual Adult						\$16.00	YES
Water Therapy - Casual Concession						\$14.00	YES
Group Fitness Classes - Casual Adult						\$16.00	YES
Group Fitness Classes - Casual Concession						\$14.00	YES
Memberships – Direct Debit							
Joining Fee						\$20.00	YES
Full Access Membership – Adult						\$70.00 per month	YES
Full Access Membership – Concession						\$60.00 per month	YES
Aquatic Membership – Adult						\$60.00 per month	YES
Aquatic Membership – Concession						\$50.00 per month	YES

Room Hire							
Multipurpose Rooms 1 & 2						\$80.00 per hour	YES
Multipurpose Room 1						\$50.00 per hour	YES
Multipurpose Room 2						\$50.00 per hour	YES
Consulting Suites						\$25.00 per hour	YES
ASHFORD SWIMMING POOL							
Aquatic Entry							
Adult Swim						\$4.00	YES
Child (2-18 years)						\$1.60	YES
Child (under 2 years)						Free	YES
Concession						\$1.60	YES
Schools (Inverell LGA Schools)						\$1.60	YES
Spectators						\$1.00	YES

TOURIST CENTRE

TITLE OF FEE/CHARGE & JOB NUMBER	FEE/CHARGE 23/24 GST INC (If Applicable)	COMMENTS	PUBLIC / PRIVATE GOOD	CSO	PRICING POLICY	PROPOSED FEE/CHARGE 24/25 GST INC (If Applicable)	GST
TOURIST CENTRE PJ-148119-1000-43014							
Use of Tourist Centre Gardens for Wedding & other functions (per event)	\$150.00					\$160.00	YES
Use of Tourist Centre Gardens for photographs ONLY	\$75.00					\$75.00	YES

CEMETERIES – INVERELL

TITLE OF FEE/CHARGE & JOB NUMBER	FEE/CHARGE 23/24 GST INC (If Applicable)	COMMENTS	PUBLIC / PRIVATE GOOD	CSO	PRICING POLICY	PROPOSED FEE/CHARGE 24/25 GST INC (If Applicable)	GST
PUBLIC CEMETERIES – INVERELL (Taxable) PJ-126370-1000-43012							
PUBLIC CEMETERIES – INVERELL (GST Exempt) PJ-126380-1000-43012							
INTERMENT SERVICES LEVY – INVERELL (Taxable) PJ-157610-9000-90145							
INTERMENT OF ASHES		Council pricing reflects nature of service and costs.	Private	NO	Full cost recovery		
In existing grave (plus: Interment Services Levy)	\$240.00					\$255.00	YES
Into Columbarium Wall Niche + plaque at cost	\$180.00 Plaque at cost + GST					\$190.00 Plaque at Cost +GST	YES
Interment Services Levy (NSW Government)		Per Ash Interment			Levied	\$69.30	YES
RESERVATION/PURCHASE OF NICHE (Columbarium Wall)	\$90.00					\$95.00	YES
MAINTENANCE OF GRAVE IN PERPETUITY For reserved plots prior to 1 July, 2004.	\$1090.00					\$1200.00	YES
LAND PLOTS – RESERVATION / INTERNMENT (.9m x 2.4m)							
Land (reservation/internment) note: cost includes \$460 for land, \$200 for admin & \$1200 maintenance of grave in perpetuity.	\$1,706.00	Council pricing reflects nature of service and costs.	Private	NO	Full cost recovery	\$1,860.00	YES
INVERELL SHIRE COPY OF RECORDS OF DEATH (from 1800's till now)							
Printed copy + postage	\$95.00 + \$10.00 postage					\$100.00 + \$10.00 postage	NO YES
CD (postage included)	\$28.00					\$28.00	NO
REMOVAL OF CORPSE FROM ONE PART TO ANOTHER - EXHUMERATION	At cost + GST					At cost + GST	YES

TITLE OF FEE/CHARGE & JOB NUMBER	FEE/CHARGE 23/24 GST INC (If Applicable)	COMMENTS	PUBLIC / PRIVATE GOOD	CSO	PRICING POLICY	PROPOSED FEE/CHARGE 24/25 GST INC (If Applicable)	GST
INTERMENT – WEEKDAY		Council pricing reflects nature of service and costs.	Private	NO	Full cost recovery		
Adult – Oversized coffin (plus: Interment Services Levy)	\$1280.00					\$1,320.00	YES
Adult – Standard size coffin (plus: Interment Services Levy)	\$1,080.00					\$1,155.00	YES
Still born/child (6 months)	\$0.00					\$0.00	YES
Child 6 months – 4 yrs.	\$415.00					\$445.00	YES
Child 4 yrs. – 15 yrs.(plus: Interment Services Levy if child over 12yrs)	\$1,080.00					\$1,155.00	YES
Interment Services Levy (NSW Government)		Per Burial			Levied	\$171.60	YES
INTERMENT – WEEKEND/PUBLIC HOLIDAY		Council pricing reflects nature of service and costs.	Private	NO	Full cost recovery		
Adult (plus: Interment Services Levy)	\$1,480.00					\$1,782.00	YES
Still born/child (6 months)	\$0.00					\$0.00	YES
Child 6 months – 4 yrs.	\$570.00					\$610.00	YES
Child 4 yrs. – 15 yrs.(plus: Interment Services Levy if child over 12yrs)	\$1,480.00					\$1,782.00	YES
Interment Services Levy (NSW Government)		Per Burial			Levied	\$171.60	YES
INTERMENT – HAND DIGGING		Council pricing reflects nature of service and costs.	Private	NO	Full cost recovery		
Adult (plus: Interment Services Levy)	\$2,480.00					\$2,654.00	YES
Still born/child (6 months)	\$0.00					\$0.00	YES
Child 6 months – 4 yrs.	\$870.00					\$930.00	YES
Child 4 yrs. – 15 yrs.(plus: Interment Services Levy if child over 12yrs)	\$2,480.00					\$2,654.00	YES
Interment Services Levy (NSW Government)		Per Burial			Levied	\$171.60	YES
MEMORIAL APPROVALS		Council pricing reflects nature of service and costs.	Private	NO	Full cost recovery		
Erect stone or concrete kerbing	\$95.00					\$95.00	NO
Erect headstone	\$60.00					\$60.00	NO
Erect tomb or monument	\$135.00					\$135.00	NO
Concrete slab over grave	\$95.00					\$95.00	NO

CEMETERIES – RURAL & VILLAGES

TITLE OF FEE/CHARGE & JOB NUMBER	FEE/CHARGE 23/24 GST INC (If Applicable)	COMMENTS	PUBLIC / PRIVATE GOOD	CSO	PRICING POLICY	PROPOSED FEE/CHARGE 24/25 GST INC (If Applicable)	GST
PUBLIC CEMETERIES – TINGHA (Taxable) PJ-126310-3200-43012							
PUBLIC CEMETERIES – OTHER RURAL & VILLAGES (Taxable) PJ-126310-1000-43012							
INTERMENT SERVICES LEVY (Taxable) PJ-157610-9000-90145							
INTERMENT OF ASHES		Council pricing reflects nature of service and costs.	Private	NO	Full cost recovery		
In existing grave (plus: Interment Services Levy)	\$240.00					\$255.00	YES
Into Columbarium Wall Niche + plaque at cost	\$180.00 Plaque at cost + GST					\$190.00 Plaque at Cost + GST	YES
Interment Services Levy (NSW Government)		Per Ash Interment			Levied	\$69.30	YES
RESERVATION/PURCHASE OF NICHE (Columbarium Wall)	\$90.00					\$95.00	YES
MAINTENANCE OF GRAVE IN PERPETUITY For reserved plots prior to 1 July, 2004.	\$1,090.00					\$1,200.00	YES
LAND PLOTS – RESERVATION / INTERMENT (.9m x 2.4m)							
Land (reservation/interment) note: cost includes \$460 for land, \$200 for admin & \$1,200 maintenance of grave in perpetuity.	\$1,706.00	Council pricing reflects nature of service and costs.	Private	NO	Full cost recovery	\$1,860.00	YES
INTERMENT – WEEKDAY		Council pricing reflects nature of service and costs.	Private	NO	Full cost recovery		
Adult – Oversized coffin (plus: Interment Services Levy)	\$1,280.00					\$1,320.00	YES
Adult – Standard size coffin (plus: Interment Services Levy)	\$1,080.00					\$1,155.00	YES
Still born/child (6 months)	\$0.00					\$0.00	YES
Child 6 months – 4 yrs.	\$400.00					\$445.00	YES
Child 4 yrs. – 15 yrs.(plus: Interment Services Levy if child over 12yrs)	\$1,080.00					\$1,155.00	YES
Interment Services Levy (NSW Government)		Per Burial			Levied	\$171.60	YES

TITLE OF FEE/CHARGE & JOB NUMBER	FEE/CHARGE 23/24 GST INC (If Applicable)	COMMENTS	PUBLIC / PRIVATE GOOD	CSO	PRICING POLICY	PROPOSED FEE/CHARGE 24/25 GST INC (If Applicable)	GST
INTERMENT – WEEKEND/PUBLIC HOLIDAY		Council pricing reflects nature of service and costs.	Private	NO	Full cost recovery		
Adult (plus: Interment Services Levy)	\$1,480.00					\$1,782.00	YES
Still born/child (6 months)	\$0.00					\$0.00	YES
Child 6 months – 4 yrs.	\$570.00					\$610.00	YES
Child 4 yrs. – 15 yrs.(plus: Interment Services Levy if child over 12yrs)	\$1,480.00					\$1,782.00	YES
Interment Services Levy (NSW Government)		Per Burial			Levied	\$171.60	YES
INTERMENT – HAND DIGGING		Council pricing reflects nature of service and costs.	Private	NO	Full cost recovery		
Adult (plus: Interment Services Levy)	\$2,480.00					\$2,654.00	YES
Still born/child (6 months)	\$0.00					\$0.00	YES
Child 6 months – 4 yrs.	\$870.00					\$930.00	YES
Child 4 yrs. – 15 yrs.(plus: Interment Services Levy if child over 12yrs)	\$2,480.00					\$2,654.00	YES
Interment Services Levy (NSW Government)		Per Burial			Levied	\$171.60	YES
MEMORIAL APPROVALS		Council pricing reflects nature of service and costs.	Private	NO	Full cost recovery		
Erect stone or concrete kerbing	\$95.00					\$95.00	NO
Erect headstone	\$60.00					\$60.00	NO
Erect tomb or monument	\$135.00					\$135.00	NO
Concrete slab over grave	\$95.00					\$95.00	NO

DOGS

TITLE OF FEE/CHARGE & JOB NUMBER	FEE/CHARGE 23/24 GST INC (If Applicable)	COMMENTS	PUBLIC / PRIVATE GOOD	CSO	PRICING POLICY	PROPOSED FEE/CHARGE 24/25 GST INC (If Applicable)	GST
COMPANION ANIMAL REGISTRATION FEES PJ-157600-9000-90128 NOTE: COUNCIL CHARGES WILL BE THE MAXIMUM AS SET OUT IN THE REGULATION UNDER THE COMPANION ANIMALS ACT. These fees are fixed by Companion Animals Act & Regulation. Registration (cl.12 & 14 of Reg.-Sec. 14(1B) of Act Not Desexed or Desexed after relevant age Not Desexed - Kept by registered Breeder for Breeding Purposes Not Desexed – (Not Recommended) Desexed (by relevant age) Desexed – (by relevant age)-Owned by Eligible Pensioners Desexed animal sold by eligible pound or shelter Working Dogs Registered Greyhounds Assistance Animals - Guide (for blind or deaf) Dogs in Service of the State (e.g. Police Dog)		Council pricing reflects nature of service and costs and reflects the maximum fee allowable under the Act.	Private	NO			
	\$252.00					\$262.00	NO
	\$75.00					\$78.00	NO
	\$75.00					\$78.00	NO
	\$75.00					\$78.00	NO
	\$32.00					\$34.00	NO
	\$0.00					\$0.00	NO
	\$0.00					\$0.00	NO
	\$0.00					\$0.00	NO
	\$0.00					\$0.00	NO
	\$0.00					\$0.00	NO
	\$0.00					\$0.00	NO
LATE FEES PJ-123530-1000-43024 Registration Late Fee Annual Permit Late Fee	\$21.00 \$21.00					\$22.00 \$22.00	NO NO
COMPANION ANIMAL IMPOUNDING FEES IMPOUNDING - DOGS - GST Exempt PJ-123520-4560-43024 Sustenance Fee (per dog per day) Surrender Fee - Dogs (per animal, Inverell Shire residents only) Release Fee (per Dog)		Council pricing reflects nature of service and costs.	Private	NO	Reference pricing limits maximum fee. Full & partial.		
	\$25.00					\$25.00	NO
	\$100.00					\$100.00	NO
	\$50.00					\$50.00	NO

TITLE OF FEE/CHARGE & JOB NUMBER	FEE/CHARGE 23/24 GST INC (If Applicable)	COMMENTS	PUBLIC / PRIVATE GOOD	CSO	PRICING POLICY	PROPOSED FEE/CHARGE 24/25 GST INC (If Applicable)	GST
Release Fee for second or subsequent impounding in any 12 Month Period (per Dog)	\$60.00					\$60.00	NO
SALE OF DOGS & MICROCHIPPING – Taxable PJ-123550-1000-43024 Micro chipping of Impounded Dogs Sale of dogs (**Min of \$10.00 + Reg'n cost + board costs + Micro Chipping)	\$45.00					\$45.00	YES
	Refer Note + 10%GST				recovery used	Refer Note + 10%GST	YES
FINES & OTHER COSTS PJ-123530-1000-43024 Hire of Aboistop Dog Collar - (< 3 weeks) Deposit on Aboistop Dog Collar Animal Identification Fee – Processing of P1A forms (Per form)		Council pricing reflects nature of service and costs.	Private	NO			
	\$40.00					\$40.00	YES
	\$100.00					\$100.00	NO
	\$5.00					\$5.00	YES
DEPOSIT ON DOG OR CAT TRAP – EXEMPT PJ-157605-9000-20065 (DEPOSIT ONLY)	\$100.00					\$100.00	NO
HIRE OF DOG OR CAT TRAP-TAXABLE PJ-123530-1000-43024 (HIRE ONLY) Weekly Hire Rate (Per Week) (maximum period to be retained is 2 weeks)	\$25.00					\$25.00	YES
DANGEROUS DOGS-ANNUAL PERMIT - (From 1/7/2020 as per Companion Animal Act 1998) PJ-123526-9000-90128	\$221.00					\$230.00	NO
RESTRICTED DOGS ANNUAL PERMIT - (From 1/7/2020 as per Companion Animal Act 1998) PJ-123527-9000-90128	\$221.00					\$230.00	NO

CATS

TITLE OF FEE/CHARGE & JOB NUMBER	FEE/CHARGE 23/24 GST INC (If Applicable)	COMMENTS	PUBLIC / PRIVATE GOOD	CSO	PRICING POLICY	PROPOSED FEE/CHARGE 24/25 GST INC (If Applicable)	GST
COMPANION ANIMAL REGISTRATION FEES PJ-157600-9000-90128 NOTE: COUNCIL CHARGES WILL BE THE MAXIMUM AS SET OUT IN THE REGULATION UNDER THE COMPANION ANIMALS ACT. These fees are fixed by Companion Animals Act & Regulation. Registration (cl.12 & 14 of Reg.-Sec. 14(1B) of Act		Council pricing reflects nature of service and costs and reflects the maximum fee allowable under the Dog Act.	Private	NO			
Cat - Desexed or Not Desexed	\$65.00					\$68.00	NO
Cat – Eligible Pensioner (must be Desexed)	\$32.00					\$34.00	NO
Cat – Desexed (Sold by eligible pound or shelter)	\$0.00					\$0.00	NO
Cat – Not Desexed (Not Recommended)	\$65.00					\$68.00	NO
Cat – Not Desexed (Recognised Breeder)	\$65.00					\$68.00	NO
CATS – ANNUAL PERMIT – (for cats not desexed by 4 months of age) (From 1/7/2020 as per Companion Animal Act 1998) PJ-123525-9000-90128	\$92.00					\$96.00	NO
IMPOUNDING – CATS PJ-123521-4580-43024 - GST Exempt PJ-123520-4580-43024 - GST Taxable							
Micro chipping of Impounded Cats	\$45.00					\$45.00	YES
Sustenance Fee (per cat per day)	\$20.00					\$20.00	NO
Surrender Fee - Cats (per animal)	\$100.00					\$100.00	NO
Release Fee (per Cat)	\$50.00					\$50.00	NO
Release Fee for second or subsequent impounding in any 12 Month Period (per Cat)	\$60.00					\$60.00	NO
Sale of Cats (**Min of \$10.00 + Reg'n cost + board costs + Micro Chipping)	Refer Note					Refer Note	YES

IMPOUNDING/OTHER ANIMALS

TITLE OF FEE/CHARGE & JOB NUMBER	FEE/CHARGE 23/24 GST INC (If Applicable)	COMMENTS	PUBLIC / PRIVATE GOOD	CSO	PRICING POLICY	PROPOSED FEE/CHARGE 24/25 GST INC (If Applicable)	GST
DETERRENT & POUND FEES- OTHER ANIMALS-GST EXEMPT PJ-123590-4600-43004		Council pricing reflects nature of service and costs and reflects the maximum fee allowable under the Impounding Act 1993.	Private	NO	Ref pricing limits maximum fee. Full & partial recovery used.		
Exercising Function Under the Public Spaces (Unattended Property) Act. 2021 (Applies to council/private property)							
Horse, mule, ass, cow, or camel - (per head)	\$30.00					\$30.00	NO
Sheep - (per head) (over 20)	\$3.00					\$3.00	NO
Goat or pig - (per head)	\$30.00					\$30.00	NO
Fee for Transporting Animals to Pound							
Actual Cartage Cost plus fee of \$40.00	\$40.00	+ Cartage				\$40.00 + Cartage	NO
Walking of Animals to pound (staff hourly rate x 2; Min \$35.00)	\$35.00	Minimum				\$35.00	NO
Notification of Impounding Fee		Council pricing reflects nature of service and costs.	Private	NO	Full cost recovery.		
By post	\$12.00					\$12.00	NO
Personal (Fee + 80cents /km one way)	Travel + \$12.00					Travel + \$12.00	NO
Advertising Costs (Actual Cost +\$35.00 per Advert.)	Cost + \$35.00					Cost + \$35.00	NO
Sustenance		Council pricing reflects nature of service and costs.	Private	NO	Full cost recovery.		
Sheep & goats - (each per Day)	\$5.00					\$5.00	NO
Cattle & Horses - (each per day)	\$20.00					\$20.00	NO

TITLE OF FEE/CHARGE & JOB NUMBER	FEE/CHARGE 23/24 GST INC (If Applicable)	COMMENTS	PUBLIC / PRIVATE GOOD	CSO	PRICING POLICY	PROPOSED FEE/CHARGE 24/25 GST INC (If Applicable)	GST
Veterinary costs (per call)	Cost + \$40.00	Council pricing reflects nature of service and costs.	Private	NO	Full cost recovery.	Cost + \$40.00	NO
Fee for Transporting "Item" to the Pound	Cost + \$40.00	Council pricing reflects nature of service and costs.	Private	NO	Full cost recovery.	Cost + \$40.00	NO
Fee for Storage of "Item" at the Pound (per week)	\$25.00		Private	NO		\$25.00	NO

IMPOUNDING VEHICLES

TITLE OF FEE/CHARGE & JOB NUMBER	FEE/CHARGE 23/24 GST INC (If Applicable)	COMMENTS	PUBLIC / PRIVATE GOOD	CSO	PRICING POLICY	PROPOSED FEE/CHARGE 24/25 GST INC (If Applicable)	GST
DETERRENT & POUND FEES-VEHICLES PJ-123590-4590-43004 Impounding Fees Under the <i>Public Spaces (Unattended Property) Act 2021</i> Vehicles Fee for Transporting “Class 3 item” to the Pound - Actual cost +\$35. Transporting “Class 1 item” or “Class 2 item” (Unauthorised on Roadside)		Council pricing reflects nature of service and costs and reflects the maximum fee allowable under the Public Spaces (Unattended Property) Act 2021					
	\$100.00					\$100.00	NO
	Cost + \$35.00					Cost + \$35.00	NO
	Cost + \$20 Min Fee \$40.00					Cost + \$20 Min Fee \$40.00	NO

NOXIOUS WEEDS

TITLE OF FEE/CHARGE & JOB NUMBER	FEE/CHARGE 23/24 GST INC (If Applicable)	COMMENTS	PUBLIC / PRIVATE GOOD	CSO	PRICING POLICY	PROPOSED FEE/CHARGE 24/25 GST INC (If Applicable)	GST
NOXIOUS WEED CERTIFICATE-GST EXEMPT PJ-124000-1000-43029							
Certificate under section 64	Not Applicable					Not Applicable	NO
Private Works - Spraying (Labour -1 Person & Plant Only-No Chemical) Per Hour	\$140.00					\$150.00	NO

RURAL ADDRESSING

TITLE OF FEE/CHARGE & JOB NUMBER	FEE/CHARGE 23/24 GST INC (If Applicable)	COMMENTS	PUBLIC / PRIVATE GOOD	CSO	PRICING POLICY	PROPOSED FEE/CHARGE 24/25 GST INC (If Applicable)	GST
RURAL ADDRESSING PJ-136269-1000-43015							
Post & Numbers for Rural Addressing (per set within 10klm of Inverell)	\$65.00					\$65.00	YES
Post & Numbers for Rural Addressing (per set outside 10klm of Inverell)	\$80.00					\$80.00	YES

HEALTH

TITLE OF FEE/CHARGE & JOB NUMBER	FEE/CHARGE 23/24 GST INC (If Applicable)	COMMENTS	PUBLIC / PRIVATE GOOD	CSO	PRICING POLICY	PROPOSED FEE/CHARGE 24/25 GST INC (If Applicable)	GST
HEALTH / BUILDING NOTICES INFORMATION PJ-124520-1000-42203							
(Under Section 735A Local Govt. Act & Section 121ZP of the EPA Act) per certificate	\$55.00					\$55.00	NO
HEALTH LICENCE FEES - GST TAXABLE PJ-124500-1000-41163							
HEALTH LICENCE FEES - GST EXEMPT PJ-124510-1000-42203							
HEALTH - FOOD SHOP PREMISES LICENCE FEES - GST EXEMPT PJ-124549-1000-41164							
Caravan Park (Sec. 68(F2))		Council pricing reflects nature of service and costs.	Private	NO	Full cost recovery.		
Caravan Park / Camping Ground Approval	\$255.00					\$255.00	NO
Reinspection for Approval (\$4.00 per site or Min of \$60.00)	Refer Note					Refer Note	NO
Reinspection resulting from periodic inspection (\$4.00/site or Min \$60.00)	Refer Note					Refer Note	NO
Replacement Approval in New Name	\$60.00					\$60.00	NO
Use a Standing Vehicle or Article for Selling in a Public Place (Sect.68) (Fee per Year)	\$60.00 per Year	Council pricing reflects nature of service and costs.	Private	NO	Full cost recovery.	\$60.00 per Year	NO
Shop Inspection Fee (Admin Fee which includes 1 Inspection)	\$150.00 Admin Fee (includes 1 Inspection)					\$160.00 Admin Fee (includes 1 Inspection)	NO
(per each follow up inspection)	\$88.00					\$93.00	NO
Improvement Notice under Food Act 2003	\$330.00					\$330.00	YES

TITLE OF FEE/CHARGE & JOB NUMBER	FEE/CHARGE 23/24 GST INC (If Applicable)	COMMENTS	PUBLIC / PRIVATE GOOD	CSO	PRICING POLICY	PROPOSED FEE/CHARGE 24/25 GST INC (If Applicable)	GST
General Premises Inspection Fee	\$88.00 Plus \$50.00 Admin Fee	Council pricing reflects nature of service and costs	Private	NO	Full cost recovery.	\$88.00 plus \$50.00 Admin Fee	NO
Install a Manufacture home, moveable dwelling or associated structure	\$170.00	Council pricing reflects nature of service and costs.	Private	NO	Full cost recovery.	\$170.00	NO
Manufactured Homes Inspection (4 Inspections Required)	\$400.00					\$528.00	NO
Any Additional Inspections	\$100.00					\$132.00	NO
LG Act-Sect. 68 Approval-Stormwater Drainage Works (Where Council is not the Principal Certifying Authority)	\$100.00					\$100.00	NO
LG Act-Sect. 68 Approval-Water Supply (Where Council is not the Principal Certifying Authority)	\$100.00					\$100.00	NO
LG Act-Sect. 68 Approval-Sewerage Works – New Dwelling	\$150.00					\$150.00	NO
LG Act-Sect. 68 Approval-Sewerage Works – Other New Development	\$200.00					\$200.00	NO
LG Act-Sect. 68 Approval-Sewerage Works – Alterations	\$50.00					\$50.00	NO
Management of Waste - Approval	\$90.00					\$90.00	NO
Domestic or Solid Fuel Heating Appliance, other than a portable appliance	\$90.00					\$90.00	NO
Application to register water cart registration	\$135.00	Sec 68B2 LGA 1993				\$135.00	NO
Skin penetration premises registration	\$135.00	CI 12 Public Health (Skin penetration) Regulation 2000				\$135.00	NO
Amusement Device (per each machine)	\$25.00	Council pricing reflects nature of service and costs.	Private	NO	Full cost recovery.	\$25.00	NO
Amusement Device (Tiny Tots Rides) over 14 RPM	\$11.00					\$11.00	NO

TITLE OF FEE/CHARGE & JOB NUMBER	FEE/CHARGE 23/24 GST INC (If Applicable)	COMMENTS	PUBLIC / PRIVATE GOOD	CSO	PRICING POLICY	PROPOSED FEE/CHARGE 24/25 GST INC (If Applicable)	GST
Boarding House Inspection	\$150.00					\$150.00	NO
SUNDRY HEALTH SERVICES PJ-124970-1000-43023		Council pricing reflects nature of service and costs.	Private	NO	Full cost recovery.		
Water Sampling Fee (for analysis) - Microbiological	By Quotation					By Quotation	YES
Water Sampling Fee (for analysis) - Chemical	By Quotation					By Quotation	YES
PROTECTION OF ENVIRONMENTAL OPERATIONS (POEO) - GST EXEMPT PJ-126291-1000-42203		Protection of Environmental Operations Act 1997					
Prevention Notice - Issued under Section 96 of POEO Act 1997 – Clause 151 of Regulations	\$785.00					\$803.00	NO
Clean Up Notice – Issued under Section 91 of the POEO Act 1997- Clause 151 of Regulations.	\$785.00					\$803.00	NO

SEPTIC TANKS

TITLE OF FEE/CHARGE & JOB NUMBER	FEE/CHARGE 23/24 GST INC (If Applicable)	COMMENTS	PUBLIC / PRIVATE GOOD	CSO	PRICING POLICY	PROPOSED FEE/CHARGE 24/25 GST INC (If Applicable)	GST
OSSM - Approval to operate-GST EXEMPT PJ-126050-1000-43023							
SEPTIC TANK INSPECTIONS - GST TAXABLE PJ-126020-1000-43023							
On Site Sewerage Management System (To Install)	\$165.00					\$165.00	NO
On Site Sewerage Management System (To Amend)	\$110.00					\$110.00	NO
On Site Sewerage Management System (Inspection) to operate	\$165.00					\$165.00	NO
On Site Sewerage Management System (REINSPECTION of outstanding matters for approval to operate an onsite sewerage management system)	\$110.00					\$132.00	NO
Plumbing & Drainage Act 2011 – INSPECTIONS (Minimum of 2 inspections)	\$220.00					\$264.00	NO

PLANNING

TITLE OF FEE/CHARGE & JOB NUMBER	FEE/CHARGE 23/24 GST INC (If Applicable)	COMMENTS	PUBLIC / PRIVATE GOOD	CSO	PRICING POLICY	PROPOSED FEE/CHARGE 24/25 GST INC (If Applicable)	GST
AMENDMENTS TO PLANNING INSTRUMENTS MISCELLANEOUS INCOME -GST EXEMPT PJ-126190-1000-42203							
Request to prepare a Planning Proposal to Effect an amendment to the Inverell Local Environment Plan 2012							
Minor Rezoning (No Significant increase in the developable capacity of the land)				NO			
(a) Stage 1 - Lodgement	\$1,500.00					\$1,500.00	NO
(b) Stage 2 - Submission to the LEP Gateway Panel for Determination	\$3,500.00					\$3,500.00	NO
(c) Stage 3 - Exhibition of the Planning Proposal with any amendments by the Minister and accompanied by any studies required	\$2,000.00					\$2,000.00	NO
TOTAL OVERALL FEE	\$7,000.00					\$7,000.00	NO
All Others				NO			
(a) Stage 1 - Lodgement	\$3,500.00					\$3,500.00	NO
(b) Stage 2 - Submission to the LEP Gateway Panel for Determination	\$7,500 + \$115/Hour beyond 60 Hours					\$7,500 + \$115/Hour beyond 60 Hours	NO
(c) Stage 3 - Exhibition of the Planning Proposal with any amendments by the Minister and accompanied by any studies required	\$5,500 + \$115/Hour beyond 40 Hours					\$5,500 + \$115/Hour beyond 40 Hours	NO

DEVELOPMENT APPLICATIONS

TITLE OF FEE/CHARGE & JOB NUMBER	FEE/CHARGE 23/24 GST INC (If Applicable)	COMMENTS	PUBLIC / PRIVATE GOOD	CSO	PRICING POLICY	PROPOSED FEE/CHARGE 24/25 GST INC (If Applicable)	GST
DEVELOPMENT APPLICATION FEES (Schedule 4) Council's Fees for Development Application functions are calculated in accordance with the "Fee Unit" published by the NSW Planning Secretary for the Financial Year in accordance with the EP&A Act 1979 and EP&A regulation 2021 PJ-126250-1000-42203		Part 2, Sched. 4 EPA Regulations					
Development Applications - Building / works (based on cost of work)							
<\$5,000	\$138.00					\$138.00	NO
\$5001 - < \$50,000	\$212.00 plus					\$212.00 plus	NO
Plus fee for each \$1,000 or part thereof the estimated cost	\$3.00 per \$1,000.00					\$3.00 per \$1,000.00	NO
\$50,001 - < \$250,000	\$409.00 plus					\$409.00 plus	NO
Plus fee for each \$1,000 or part thereof the estimated cost above \$50,000	\$3.00 per \$1,000.00					\$3.00 per \$1,000.00	NO
\$250,001 - < \$500,000	\$1,294.00 plus					\$1,294.00 plus	NO
Plus fee for each \$1,000 or part thereof the estimated cost above \$250,000	\$1.70 per \$1,000.00					\$1.70 per \$1,000.00	NO
\$500,001 - < \$1,000,000	\$1,869.00					\$1,869.00	NO
Plus fee for each \$1,000 or part thereof the estimated cost above \$500,000	\$1.00 per \$1,000.00					\$1.00 per \$1,000.00	NO
\$1,000,001 - <\$10,000,000	\$2,640.00					\$2,640.00	NO
Plus fee for each \$1,000 or part thereof the estimated cost above \$1,000,001	\$0.80 per \$1,000.00					\$0.80 per \$1,000.00	NO
> \$10,000,000	\$13,516.00					\$13,516.00	NO
Plus fee for each \$1,000 or part thereof the estimated cost above \$10,000,001	\$0.55 per \$1,000.00					\$0.55 per \$1,000.00	NO
"PLANNING REFORM" Fee (Collected on behalf on NSW Govt.) PJ-157590-9000-90127							
Fee on DA 's valued at less than \$50,000	\$0.00	Clause 266A EPA Regulation				\$0.00	NO
Fee on DA 's valued at more than \$50,000	\$0.64 per \$1,000.00					\$0.64 cents per \$1,000.00	NO

TITLE OF FEE/CHARGE & JOB NUMBER	FEE/CHARGE 23/24 GST INC (If Applicable)	COMMENTS	PUBLIC / PRIVATE GOOD	CSO	PRICING POLICY	PROPOSED FEE/CHARGE 24/25 GST INC (If Applicable)	GST
Development Applications for advertising structures (CL246B)	\$357 for first sign, plus \$93.00 additional signs	Part 2, Sched. 4 EPA Regulations				\$357.00 for first sign, plus \$93.00 additional signs	NO
Development Applications not involving building works or subdivision (change of use etc) (Clause 250)	\$357.00	Part 2, Sched. 4 EPA Regulations				\$357.00	NO
Dwellings equal to or less then \$100,000	\$570.00	Clause 247 EPA Regulations				\$570.00	NO
Development Application for Subdivisions							
Subdivision involving new roads	\$833.00	Plus				\$833.00	NO
Plus - per Additional allotment created in plan	\$65.00	Part 2, Sched. 4 EPA Regulations				\$65.00	NO
Subdivision NOT involving new roads	\$414.00	Plus				\$414.00	NO
Plus - per Additional allotment created in plan	\$53.00					\$53.00	NO
Subdivision involving Strata	\$414.00	Plus				\$414.00	NO
Plus - per Additional allotment created in plan	\$65.00					\$65.00	NO
Minor Alterations, Additions or Out Buildings- Heritage Items & Conservation Zones	=50% of DA fee					=50% of DA fee	NO
Additional Designated Development DA fee	\$1,154.00	Part 3, Sched. 4 EPA Regulations				\$1,154.00	NO
Additional Integrated Development or concurrence Fee Note: An additional agency fee is payable under Part 3, Schedule 4 of EPA Regulations.	\$175.00	Part 3, Sched. 4 EPA Regulations				\$175.00	NO
Plus Additional fee for Residential Flat Design Review - SEPP 65	\$3,763.00	Part 3, Sched. 4 EPA Regulations				\$3,763.00	NO

TITLE OF FEE/CHARGE & JOB NUMBER	FEE/CHARGE 23/24 GST INC (If Applicable)	COMMENTS	PUBLIC / PRIVATE GOOD	CSO	PRICING POLICY	PROPOSED FEE/CHARGE 24/25 GST INC (If Applicable)	GST
ADVERTISING DEVELOPMENT APPLICATION PJ-126260-1000-42203							
Advertising							
Advertised Development	\$600.00	Part 3, Sched. 4 EPA Regulations				\$600.00	NO
Designated Development	\$2,784.00					\$2,785.00	NO
Review of Determination							
Not involving building work	50% of original DA Fee	Part 7, Sched. 4 EPA Regulations				50% of original DA Fee	NO
Dwellings equal to or less then \$100,000	\$238.00					\$238.00	NO
All other development work							
<\$5,000	\$68.00					\$68.00	NO
\$5001 - < \$250,000	\$107.00 plus					\$107.00 plus	NO
Plus fee for each \$1,000 or part thereof the estimated cost	\$1.50 per \$1,000.00					\$1.50 per \$1,000.00	NO
\$250,001 - < \$500,000	\$627.00plus					\$627.00plus	NO
Plus fee for each \$1,000 or part thereof the estimated cost above \$250,000	\$0.85 per \$1,000.00					\$0.85 per \$1,000.00	NO
\$500,001 - < \$1,000,000	\$893.00 plus					\$893.00 plus	NO
Plus fee for each \$1,000 or part thereof the estimated cost above \$500,000	\$0.50 per \$1,000.00					\$0.50 per \$1,000.00	NO
\$1,000,001 - <\$10,000,000	\$1,237.00 plus					\$1,237.00 plus	NO
Plus fee for each \$1,000 or part thereof the estimated cost above \$1,000,001	\$0.40 per \$1,000.00					\$0.40 per \$1,000.00	NO
> \$10,000,000	\$5,942.00 plus					\$5,942.00 plus	NO
Plus fee for each \$1,000 or part thereof the estimated cost above \$10,000,001	\$0.27 per \$1,000.00					\$0.27 per \$1,000.00	NO
Plus fee for required Notice under s.82A EPA Act	\$777.00					\$777.00	NO
Modification of Consent							
4.55(1) - minor error / discrepancy	\$89.00	Part 7, Sched. 4 EPA Regulations				\$89.00	NO

TITLE OF FEE/CHARGE & JOB NUMBER	FEE/CHARGE 23/24 GST INC (If Applicable)	COMMENTS	PUBLIC / PRIVATE GOOD	CSO	PRICING POLICY	PROPOSED FEE/CHARGE 24/25 GST INC (If Applicable)	GST
4.55(1A) + 4.56 (1) - minimal environmental impact	\$808.00 or 50% of original DA Fee Which ever is the lesser					\$808.00 or 50% of original DA Fee Which ever is the lesser	NO
4.55(2) or 4.56(1) - not of minimal environmental impact / other original fee ≤ \$107.27	50% of original DA Fee					50% of original DA Fee	NO
Not involving building work	50% of original DA Fee					50% of original DA Fee	NO
Dwellings equal to or less then \$100,000	\$238.00					\$238.00	NO
All other development work							
<\$5,000	\$68.00					\$68.00	NO
\$5001 - < \$250,000	\$106.00 plus					\$106.00 plus	NO
Plus fee for each \$1,000 or part thereof the estimated cost	\$1.50 per \$1,000.00					\$1.50 per \$1,000.00	NO
\$250,001 - < \$500,000	\$627.00 plus					\$627.00 plus	NO
Plus fee for each \$1,000 or part thereof above \$250,000	\$0.85 per \$1,000.00					\$0.85 per \$1,000.00	NO
\$500,001 - < \$1,000,000	\$893.00 plus					\$893.00 plus	NO
Plus fee for each \$1,000 or part thereof the estimated cost above \$500,000	\$0.50 per \$1,000.00					\$0.50 per \$1,000.00	NO
\$1,000,001 - <\$10,000,000	\$1,237.00 plus					\$1,237.00 plus	NO
Plus fee for each \$1,000 or part thereof the estimated cost above \$1,000,001	\$0.40 per \$1,000.00					\$0.40 per \$1,000.00	NO
> \$10,000,000	\$5,942.00 plus					\$5,942.00 plus	NO
Plus fee for each \$1,000 or part thereof the estimated cost above \$10,000,001	\$0.27 per \$1,000.00					\$0.27 per \$1,000.00	NO
Modification to consent requiring advertisement per s4.55(2) or s4.56(1), EPA Act	\$834.00					\$834.00	NO

TITLE OF FEE/CHARGE & JOB NUMBER	FEE/CHARGE 23/24 GST INC (If Applicable)	COMMENTS	PUBLIC / PRIVATE GOOD	CSO	PRICING POLICY	PROPOSED FEE/CHARGE 24/25 GST INC (If Applicable)	GST
INCOME-OTHER LAND & BUILDINGS-GST Exempt SIDEWALK CAFÉS PJ-128591-1000-43002							
Fee for use of footways for Restaurants (Lawrence, Rivers St & Macintyre river) (Based on fee per seat - minimum of \$70.00 per annum)	\$35.00 per Seat (Minimum of \$70.00)					\$35.00 per Seat (Minimum of \$70.00)	NO

CONSTRUCTION APPLICATIONS

TITLE OF FEE/CHARGE & JOB NUMBER	FEE/CHARGE 23/24 GST INC (If Applicable)	COMMENTS	PUBLIC / PRIVATE GOOD	CSO	PRICING POLICY	PROPOSED FEE/CHARGE 24/25 GST INC (If Applicable)	GST
BUILDING AND CONSTRUCTION - GST TAXABLE PJ-128170-1000-42202		Statutory Pricing					
Complying Development Certificate – (Class 1 and 10 Building) Base Fee (plus fee per \$ value)	\$235.00 + Fee	plus fee				\$235.00 + Fee	YES
Fees Per \$1,000 or part there of	\$3.00 per \$1,000.00 Est. Cost					\$3.00 per \$1,000.00 Est. Cost	YES
Construction Certificate – (Class 1 and 10 Building) Base Fee (plus fee per \$ value)	\$110.00	plus fee				\$110.00	YES
PLUS Fee's of			Private	No	Ref pricing		
Fee per \$1,000 for the first \$5,000	\$5.50					\$5.50	YES
Fee per \$1,000 for the next \$95,000	\$3.85					\$3.85	YES
Fee per \$1,000 for the next \$150,000	\$2.20					\$2.20	YES
Fee per \$1,000 for applications over \$250,000	\$1.10					\$1.10	YES
Complying Development & Construction Certificate – (Class 1b and 2 to 9 Building)							YES
Modification of Construction Certificate + Complying Development Certificate	30% of Original Fee+GST					30% of Original Fee + GST	YES
Minor Modification of Construction Certificate + Complying Development Certificate (As determined by Council)	\$83.00					\$83.00	YES
Principle Certifying Authority Sign (compulsory on building sites)	\$10.00					\$10.00	YES
Assessment of Performance Solutions under the Building Code of Australia (per Performance Solution)	\$250.00					\$250.00	YES
Transfer of Principal Certifying Authority (PCA) function to Council	\$110.00					\$110.00	YES
Bushfire Attack Level - Risk Certification							
Alterations, additions, outbuildings	\$300.00					\$300.00	YES
New Dwellings	\$300.00					\$300.00	YES

ISSUE OF CERTIFICATES

TITLE OF FEE/CHARGE & JOB NUMBER	FEE/CHARGE 23/24 GST INC (If Applicable)	COMMENTS	PUBLIC / PRIVATE GOOD	CSO	PRICING POLICY	PROPOSED FEE/CHARGE 24/25 GST INC (If Applicable)	GST
BUILDING INSPECTION FEES - GST TAXABLE PJ-128270-1000-42202 Note: fee includes issue of compliance & occupation Certificate. All additional inspection fees paid prior to issue of Occupation certificate. (1) - Inspection Fee (per Inspection) when Council is the PCA (2) - Building Inspection Fee carried out at the request of a Private Certifier when Council is not the PCA (3) - Reinspection of a failed inspection (4) - Inspection of Buildings Occupied for more than 12 months.							
	\$110.00					\$132.00	YES
	\$220.00					\$264.00	YES
	\$75.00					\$132.00	YES
	\$150.00					\$264.00	YES
REGISTRATION OF PRIVATELY CERTIFIED CERTIFICATES (CI 263(2) of Regs PJ-128190-1000-42202 Part 4a Certificates							
	\$36.00					\$36.00	NO
OCCUPATION CERTIFICATE APPLICATION PJ-128170-1000-42202 Class 1-10 Building Class 2-9 Building							
	\$75.00					\$90.00	NO
	\$150.00					\$180.00	NO

SUBDIVISION FEES

TITLE OF FEE/CHARGE & JOB NUMBER	FEE/CHARGE 23/24 GST INC (If Applicable)	COMMENTS	PUBLIC / PRIVATE GOOD	CSO	PRICING POLICY	PROPOSED FEE/CHARGE 24/25 GST INC (If Applicable)	GST
SUBDIVISION WORKS - GST Exempt PJ-126280-1000-42203							
Subdivision Certificate		Council pricing reflects nature of service and costs.	Private	No	Full Cost Recovery		
Application Fee (Plus)	\$150.00					\$150.00	NO
Per Lot Shown on Plan	plus \$55.00 / lot					plus \$55.00 / lot	NO
Section 88b Instrument (for the first, and)	\$55.00					\$55.00	NO
For each subsequent 88b Instrument	plus \$25.00 / Instrument					plus \$25.00 / Instrument	NO
Inspection Fee	\$100.00					\$100.00	NO
SUBDIVISION WORKS - GST TAXABLE PJ-126281-1000-42203							
Construction Certificate - Subdivision (\$ per Lot)	\$110.00					\$110.00	YES

CLERKS CERTIFICATES

TITLE OF FEE/CHARGE & JOB NUMBER	FEE/CHARGE 23/24 GST INC (If Applicable)	COMMENTS	PUBLIC / PRIVATE GOOD	CSO	PRICING POLICY	PROPOSED FEE/CHARGE 24/25 GST INC (If Applicable)	GST
CLERKS CERTIFICATES Section 10.7(2) (Old S.149 Certificate) PJ-126270-1000-41222							
Certificate S.10.7(2) (each)	\$62.00	Council pricing is regulated by the Act.	Private	No	Full Cost Recovery	\$62.00	NO
Additional information with certificate (10.7(5) (each)	\$94.00					\$94.00	NO

PLANNING & DEVELOPMENT MISCELLANEOUS

TITLE OF FEE/CHARGE & JOB NUMBER	FEE/CHARGE 23/24 GST INC (If Applicable)	COMMENTS	PUBLIC / PRIVATE GOOD	CSO	PRICING POLICY	PROPOSED FEE/CHARGE 24/25 GST INC (If Applicable)	GST
MISCELLANEOUS INCOME -GST EXEMPT PJ-126190-1000-42203							
Certified Copy of a Document or Map (Stamping of additional Application Plans & Specification)	\$53.00	CI 262 of Regs				\$53.00	NO
Certificate of Title Search Cost	\$20.00					\$20.00	NO
MISCELLANEOUS INCOME - GST EXEMPT PJ-126291-1000-42203							
Flood Level Issue Forms	\$50.00					\$50.00	NO
Copy of Floodplain Management Plan	\$35.00					\$35.00	NO

DEVELOPMENT & BUILDING SEARCH FEE

TITLE OF FEE/CHARGE & JOB NUMBER	FEE/CHARGE 23/24 GST INC (If Applicable)	COMMENTS	PUBLIC / PRIVATE GOOD	CSO	PRICING POLICY	PROPOSED FEE/CHARGE 24/25 GST INC (If Applicable)	GST
(G2819.000) BUILDING FEE - ARCHIVES - GST EXEMPT PJ-128190-1000-42202							
(G2826.000) BUILDING SEARCH FEES & SUNDRY INCOME-GST TAXABLE PJ-128260-1000-42202							
(G2825.000) BUILDING SEARCH FEES & SUNDRY INCOME-GST EXEMPT PJ-128250-1000-42202							
Search fee for applications (All Types)	\$60.00 + Plan Printing Costs					\$60.00 + Plan Printing Costs	NO
List of Development Approvals - (Fee per Annum)	\$200.00					\$200.00	NO

SWIMMING POOLS

TITLE OF FEE/CHARGE & JOB NUMBER	FEE/CHARGE 23/24 GST INC (If Applicable)	COMMENTS	PUBLIC / PRIVATE GOOD	CSO	PRICING POLICY	PROPOSED FEE/CHARGE 24/25 GST INC (If Applicable)	GST
SWIMMING POOL ACT 1992 - SECT.22F - GST EXEMPT PJ-128230-1000-42203							
Inspection for Certificate of Compliance	\$150.00	Council pricing restricted by statute	Private	No		\$150.00	NO
Reinspection for Certificate of Compliance	\$100.00					\$132.00	NO
COMPULSORY SWIMMING POOL SAFETY SIGNS-TAXABLE PJ-123900-1000-43029							
Swimming Pool Signs	\$25.00	Council pricing reflects nature of service and costs.	Private	No		\$25.00	YES

BUILDING CERTIFICATES

TITLE OF FEE/CHARGE & JOB NUMBER	FEE/CHARGE 23/24 GST INC (If Applicable)	COMMENTS	PUBLIC / PRIVATE GOOD	CSO	PRICING POLICY	PROPOSED FEE/CHARGE 24/25 GST INC (If Applicable)	GST
CLERKS CERTIFICATE DIV.6.7 BUILDING INFORMATION CERTIFICATE (EP&A Act) (As per Clause 260 EP&A Regulation 2000) PJ-128220-1000-42203							
Building Cert. (s.149A)							
Dwelling (Class I or Class 10) - (each)	\$250.00	Council pricing restricted by statute	Private	No	Full Cost Recovery	\$250.00	NO
Class 2-9 Buildings not exceeding 200 sq. m	\$250.00					\$250.00	NO
Exceeding 200 but not 2000 sq. m per sq. m over 200 sq. m	\$250.00					\$250.00	NO
Exceeding 2000 sq. m per sq. m over 2000 sq. m	\$0.50					\$0.50	NO
	\$1,165.00	plus				\$1,165.00	NO
	\$0.075					\$0.075	NO
Building Certificate Illegal Structures - Cost of Construction PJ-128160-1000-42203							
Fees as per the Environmental Planning & Assessment Act 1979	Refer Note					Refer Note	NO
Additional inspection fee for Building Certificate	\$75.00					\$132.00	NO
Enquiry Fee (order under L.G. Act) - (each)	\$20.00					\$20.00	NO

WATER

TITLE OF FEE/CHARGE & JOB NUMBER	FEE/CHARGE 23/24 GST INC (If Applicable)	COMMENTS	PUBLIC / PRIVATE GOOD	CSO	PRICING POLICY	PROPOSED FEE/CHARGE 24/25 GST INC (If Applicable)	GST
ANNUAL WATER CHARGES							
Inverell Shire Council Area – per Water Meter per Year	\$430.00					\$457.00	NO
WATER SALES							
PJ-812160							
WATER SALES							
Residential Consumers - per kilolitre - (0 to 600 kL) (except large industrial)	\$2.02	Council pricing reflects nature of service and costs.	Private	No	Full Cost Recovery	\$2.14	NO
Residential Consumers - per kilolitre - (600kL & Over) (except large industrial)	\$2.33					\$2.46	NO
Non-Rateable Consumers - per kilolitre - (0 to 600 kL)	\$2.02					\$2.14	NO
Non-Rateable Consumers - per kilolitre - (600kL & Over)	\$2.33					\$2.46	NO
Commercial Consumers - per kilolitre (except large industrial)	\$2.02					\$2.14	NO
Industrial - Abattoir - per kilolitre	\$1.08	20% Early Settlement discount	Private	No	Full Cost Recovery	\$1.14	NO
Community Facilities (As determined by Council) (Per kL)	\$1.08					\$1.14	NO
Other sales							
- Standpipe (per kL)	\$2.00					\$2.00	NO
- Hydrants (including filling of swimming pools)							
- Setting up Charge	\$150.00					\$155.00	NO
- plus use of water at standpipe rate							
- Minimum overall charge	\$360.00					\$371.00	NO
Water Charge Multiple Services-Each Additional Service	\$430.00					\$457.00	NO

TITLE OF FEE/CHARGE & JOB NUMBER	FEE/CHARGE 23/24 GST INC (If Applicable)	COMMENTS	PUBLIC / PRIVATE GOOD	CSO	PRICING POLICY	PROPOSED FEE/CHARGE 24/25 GST INC (If Applicable)	GST
Raw Water Sales (Copeton pipeline, Bonshaw and Graman) - (25% of Scheduled Charge rounded)	\$0.53					\$0.56	NO
COST TO OWNERS FOR INSTALL. & REPAIRS OF SERVICES - GST EXEMPT PJ-812260-1000-42200							
COST TO OWNERS FOR INSTALL. & REPAIRS OF SERVICES - GST TAXABLE PJ-812240-1000-42200							
WATER SERVICES							
Connection Fee - Standard 20mm service up to 2.5m from water main		Council pricing reflects nature of service and costs.	Private	No	Full Cost Recovery		
Application fee (per connection)	\$30.00					\$31.00	NO
Connection fee (per connection) - (Includes Meter Cover)	\$800.00					\$824.00	NO
Connection Fee – Where Developer Provides 20mm Service Line & Riser (payable by Developer at time of Subdivision Release)		Council pricing reflects nature of service and costs.	Private	No	Full Cost Recovery		
Application fee (per connection)	\$30.00					\$31.00	NO
Connection fee (per connection) - (Include 20mm Meter + Cover)	\$285.00					\$294.00	NO
Non-standard Water Service Connection / Alteration / Repairs / Extension		Council pricing reflects nature of service and costs.	Private	No	Full Cost Recovery		
Application - (per connection)	\$30.00					\$31.00	NO
Connection	By Quotation					By Quotation	NO
Disconnection Fee/ Reconnection Fee Standard 20mm service up to 2.5m from water main	\$150.00	Council pricing reflects nature of service and costs.	Private	No	Full Cost Recovery	\$255.00	NO
Application fee – (per connection)	\$30.00		Private	No	Full Cost Recovery	\$31.00	NO

TITLE OF FEE/CHARGE & JOB NUMBER	FEE/CHARGE 23/24 GST INC (If Applicable)	COMMENTS	PUBLIC / PRIVATE GOOD	CSO	PRICING POLICY	PROPOSED FEE/CHARGE 24/25 GST INC (If Applicable)	GST
Disconnection Fee/ Reconnection Fee Non-Standard Water Service Application fee – (per connection)		Council pricing reflects nature of service and costs.	Private	No	Full Cost Recovery	By Quotation	NO
	\$30.00		Private	No	Full Cost Recovery	\$31.00	NO
Special Reading	\$50.00	Council pricing reflects nature of service and costs.	Private	NO	Full Cost Recovery	\$95.00	NO
Property Water Meter Test - Note: Such fee is refundable if error is found to be greater than plus or minus 3%	\$125.00					\$130.00	NO
Mains Pressure/Flow Tests at the Hydrant – (Up to point of supply)	\$180.00	Council pricing reflects nature of service and costs.	Private	No	Full Cost Recovery	\$185.00	NO
Replacement Water Meter Covers	\$60.00			No	Full Cost Recovery	\$62.00	YES
Temporary Removal/Replacement of Flow Restrictors (Subject to Approval) (including removal due to non-payment of water account)	\$130.00					\$150.00	NO
COST TO OWNERS FOR INSTALL & REPAIRS OF SERVICES - GST EXEMPT PJ-812260-1000-42200							
Meter Fee - Repairs, due to lack of protection by occupier Frost bottom only Replacement of meters (20mm) Replacement of meters (larger sizes)		Council pricing reflects nature of service and costs.	Private	No	Full Cost Recovery		
	\$60.00					\$60.00	NO
	\$190.00					\$190.00	NO
	At Cost					At Cost	NO
Meter Exchange (at applicants request) (20mm)	\$190.00	Council pricing reflects nature of service and costs.	Private	No	Full Cost Recovery	\$190.00	NO
Location of underground Services	\$120.00 per Hour (Min Fee \$75.00)					\$124.00 per Hour (min Fee \$77.00)	NO
Repairs to Damaged Services by Known Parties. E.g. Telstra/Essential Energy / NBN Rollout etc.	Actual Cost (Min Fee \$900.00)					Actual Costs (Min Fee \$930.00)	YES

WASTE WATER/SEWERAGE

TITLE OF FEE/CHARGE & JOB NUMBER	FEE/CHARGE 23/24 GST INC (If Applicable)	COMMENTS	PUBLIC / PRIVATE GOOD	CSO	PRICING POLICY	PROPOSED FEE/CHARGE 24/25 GST INC (If Applicable)	GST
SEWER CHARGES - Residential Dwellings							
Sewerage – Occupied (Per Year)	\$612.00					\$645.00	NO
Sewerage – Vacant (Per Year)	\$385.00					\$406.00	NO
SEWER CHARGES – Flats and Units							
Sewerage – Flats/Units – First Service (per year)	\$612.00					\$645.00	NO
Sewerage – Flats/Units – Extra Services >1 (per Year)	\$385.00 per service					\$406.00 per service	NO
SEWER CHARGES – Hotels and Motels							
Sewerage – Hotels/Licensed Clubs (per year)	\$1,830.00					\$1,928.00	NO
Sewerage – Motel Residence (per year)	\$612.00					\$645.00	NO
Sewerage – Motel Restaurant (per year)	\$612.00					\$645.00	NO
Sewerage – Motel Ensuite Room/Unit (per unit per year)	\$193.00					\$203.00	NO
SEWER CHARGES – Caravan Parks							
Sewerage – Caravan Park Residence (per residence per year)	\$612.00					\$645.00	NO
Sewerage – Caravan Park Amenities Block (Per amenities per year)	\$1,830.00					\$1,928.00	NO
Sewerage – Ensuite Cabin – (per cabin per year)	\$193.00					\$203.00	NO
SEWER CHARGES – Aged Care							
Sewerage – Nursing Homes/Supported Aged (per year)	\$2,870.00					\$3,025.00	NO
SEWER CHARGES – Non-Rateable							
Sewerage – Schools Wc's (per service)	\$116.00					\$133.00	NO
Sewerage – Other- Wc's (per service)	\$146.00					\$143.00	NO
Sewerage – Urinals (per service)	\$116.00					\$133.00	NO

TITLE OF FEE/CHARGE & JOB NUMBER	FEE/CHARGE 23/24 GST INC (If Applicable)	COMMENTS	PUBLIC / PRIVATE GOOD	CSO	PRICING POLICY	PROPOSED FEE/CHARGE 24/25 GST INC (If Applicable)	GST
SEWER CHARGES – Showgrounds Sewerage – Showgrounds (per year)	\$3,882.00					\$4,090.00	NO
APPLICATION FEES-SEW.PLAN (DRAINAGE DIAGRAM ONLY)-GST EXEMPT PJ-906220-1000-43029							
APPLICATION FEES-SEW.PLAN (NEW AND AMENDED ONLY)-GST EXEMPT PJ-906230-1000-43029							
PLANS							
Dwellings (plans & permits) (each)	\$170.00	Council pricing reflects nature of service and costs.	Private	No	Full Cost Recovery	\$175.00	NO
Copy of plan (each)	\$60.00					\$62.00	NO
Residential flat buildings, dual occupancies & commercial premises (plans & permits)	\$230.00					\$237.00	NO
One WC	included in above fee	Council pricing reflects nature of service and costs.	Private	No	Full Cost Recovery	included in above fee	NO
Each additional WC	included in above fee					included in above fee	NO
Alteration to Plan - Dwellings, flats, Dual Occupancies & Commercial or Industrial buildings							
Copy of plan - (each)	\$60.00					\$62.00	NO
One WC	included in above fee	Council pricing reflects nature of service and costs.	Private	No	Full Cost Recovery	included in above fee	NO
Plus per additional WC	included in above fee					included in above fee	NO
Application for approval to discharge trade waste	\$165.00					\$170.00	NO

TITLE OF FEE/CHARGE & JOB NUMBER	FEE/CHARGE 23/24 GST INC (If Applicable)	COMMENTS	PUBLIC / PRIVATE GOOD	CSO	PRICING POLICY	PROPOSED FEE/CHARGE 24/25 GST INC (If Applicable)	GST
FITTINGS/INSTALLATIONS & PRIVATE WORKS-GST EXEMPT PJ-906200-1000-42200							
FITTINGS/INSTALLATIONS & PRIVATE WORKS-GST TAXABLE PJ-906210-1000-42200							
Location of Underground Services	\$120.00 per Hr (Min Fee \$75.00)					\$124.00 per Hr (Min Fee \$77.00)	NO
Repairs to Damaged Services by Known Parties e.g. Telstra / Essential Energy, NBN Rollout etc	Actual Cost (Min Fee \$900.00)					Actual Cost (Min Fee \$930.00)	YES
Disposal of Septic Effluent at Inverell Sewerage Treatment Plant Normal Working Hours (5kL or part thereof)	\$45.00					\$46.00	NO
SEWER SERVICES							
Inverell / Ashford / Delungra / Gilgai - Junction Cut In							
Application Fee	\$30.00					\$31.00	NO
Connection Fee (up to 1.5m depth)	\$800.00					\$824.00	NO
Connection Fee (over 1.5m depth)	By Quotation					By Quotation	NO
Tingha Low Pressure Sewer Connection (Including pod, pump and boundary connection)	By Quotation)					By Quotation	NO
Application Fee						\$31.00	NO
Clearing Sewer Chokes							
Normal Hours (each choke)	\$125.00					\$129.00	YES
After Hours (each choke)	\$200.00					\$206.00	YES
Foaming of Mains (max. 150 dia.)	\$5.50 per mtr					\$5.50 per mtr	YES
	Min \$120.00					Min \$120.00	YES

TITLE OF FEE/CHARGE & JOB NUMBER	FEE/CHARGE 23/24 GST INC (If Applicable)	COMMENTS	PUBLIC / PRIVATE GOOD	CSO	PRICING POLICY	PROPOSED FEE/CHARGE 24/25 GST INC (If Applicable)	GST
Sewer Camera Hire							
Working Hour + Travel	\$100.00 per Hr.					\$100.00 per Hr.	YES
After Hours + Travel	\$130.00 per Hr.					\$130.00 per Hr.	YES
Plus Travelling per Hour	\$40.00 per Hr.					\$40.00 per Hr.	YES
Plus Travelling per Km.	\$0.78 per Km.					\$0.78 per Km.	YES
Sewer Main Smoke Testing							
Working Hour + Travel	\$100.00 per Hr.					\$100.00 per Hr.	YES
After Hours + Travel	\$130.00 per Hr.					\$130.00 per Hr.	YES
Plus Travelling per Hour	\$40.00 per Hr.					\$40.00 per Hr.	YES
Plus Travelling per Km.	\$0.78 per Km.					\$0.78 per Km.	YES

SOLID WASTE MANAGEMENT

TITLE OF FEE/CHARGE & JOB NUMBER	FEE/CHARGE 23/24 GST INC (If Applicable)	COMMENTS	PUBLIC / PRIVATE GOOD	CSO	PRICING POLICY	PROPOSED FEE/CHARGE 24/25 GST INC (If Applicable)	GST
NOTE: WASTE MANAGEMENT CHARGES ARE BASED ON WEIGHT AND WILL CHARGED ACCORDING TO COUNCIL WEIGHBRIDGE. TRANSFER STATION ARE BASED ON WEIGHT AND AS A GUIDE ONE CUBIC METER IS ESTIMATED AS ONE TONNE. ADDITIONAL FEES WILL APPLY IF THE EPA IMPOSES THEIR WASTE MANAGEMENT LEVY ON INVERELL SHIRE COUNCIL.							
GARBAGE FEES - SULO SERVICE 240 LITRE BIN SERVICE PJ-125500-1000-40008 - Domestic Waste Collection PJ-125440-1000-42102 - Commercial Waste Collection PJ-125441-1000-42102 - Commercial Waste-Recycling							
GARBAGE SERVICE		Council pricing reflects nature of service and costs.	Private	No	Full Cost Recovery		
Waste Management Charge on All Rateable Properties-Per Assessment	\$96.00					\$100.00	NO
Commercial Waste Management - (Annual Charge) (Sect.502)	\$398.00					\$418.00	NO
Commercial Waste Management - (Weekly Charge) (Sect.502)	\$10.15					\$10.15	NO
Domestic Waste Management - (Annual Charge) Occupied Lands-Per Bin Service	\$398.00					\$418.00	NO
Domestic Waste Management - (Weekly Charge) Occupied Lands-Per Bin Service	\$10.15					\$10.15	NO
Domestic Waste Management - Vacant Lands	\$72.00					\$75.00	NO
Commercial Waste Mgt.- RECYCLING -Inverell CBD - Per Bin Service per week	\$150.00					\$160.00	NO
Commercial Waste Mgt.- RECYCLING -Villages CBD-Per Bin Service per Fortnight	\$80.00					\$85.00	NO

TITLE OF FEE/CHARGE & JOB NUMBER	FEE/CHARGE 23/24 GST INC (If Applicable)	COMMENTS	PUBLIC / PRIVATE GOOD	CSO	PRICING POLICY	PROPOSED FEE/CHARGE 24/25 GST INC (If Applicable)	GST
TRADE WASTE CHARGES PJ-125530-1000-42102							
Sorted Trade Waste - (per tonne as per weighbridge docket	\$65.00					\$70.00	YES
Unsorted Trade Waste - (per tonne as per weighbridge docket	\$115.00 per tonne		Private	No	Full Cost Recovery	\$120.00 per tonne	YES

TITLE OF FEE/CHARGE & JOB NUMBER	FEE/CHARGE 23/24 GST INC (If Applicable)	COMMENTS	PUBLIC / PRIVATE GOOD	CSO	PRICING POLICY	PROPOSED FEE/CHARGE 24/25 GST INC (If Applicable)	GST
INVERELL LANDFILL CHARGES PJ-125420-1000-42103							
SORTED WASTE							
Per Tonne (Minimum Charge of \$5.00)	\$65.00 per tonne					\$70.00 per tonne	YES
Note: Per Tonne is estimated at 1 cubic meter if weighbridge is out of operation		Council pricing reflects nature of service and costs.	Private	No	Full Cost Recovery		
UNSORTED WASTE							
Per Tonne (Minimum Charge of \$10.00)	\$115.00 per tonne					\$120.00 per tonne	YES
Note: Per Tonne is estimated at 1 cubic meter if weighbridge is out of operation							
GREEN WASTE							
Per Tonne (Minimum Charge of \$5.00)	\$65.00 per tonne					\$65.00 per tonne	YES
Note: Per Tonne is estimated at 5 cubic meter if weighbridge is out of operation							
LIQUID WASTE							
Automotive Oil including vegetable oils	No Charge	Charge Reflect disposal costs				No Charge	YES
Grease Trap Wastes	Min \$55.00 or \$0.33 per Kilo					Min \$70.00 or \$0.37 per Kilo	YES
INVERELL LANDFILL CHARGES-ASBESTOS WASTE PJ-125420-4010-42103							
ASBESTOS WASTE & SPECIAL DISPOSALS PJ-125420-4010-42103							
All products (Per tonne or Minimum Charge \$65.00)	\$175.00 a cubic metre (Min Charge \$60.00)					\$185.00 a cubic metre (Min Charge \$65.00)	YES
Asbestos Disposal Bags (1100mm x 700mm) - PJ-136135-1000-43029	\$4.00					\$4.00	YES

TITLE OF FEE/CHARGE & JOB NUMBER	FEE/CHARGE 23/24 GST INC (If Applicable)	COMMENTS	PUBLIC / PRIVATE GOOD	CSO	PRICING POLICY	PROPOSED FEE/CHARGE 24/25 GST INC (If Applicable)	GST
DEAD ANIMALS							
Dogs and cats or small animals	\$5.00					\$5.00	YES
Small beast	\$15.00					\$20.00	YES
Large beast	\$45.00					\$60.00	YES
INERT FILL MATERIAL							
Clean fill suitable for landfill cover	No Charge					No Charge	YES
Remediated spoil removed from contaminated properties with Certification	\$60.00 Per Tonne					\$70.00 per Tonne	YES
TYRES							
Motorcycle	\$650.00 per tonne (Min Charge \$6.00 Each)					\$650.00 per tonne (\$6.00 Each)	YES
Car / Utility (Not 4WD)	\$650.00 per tonne (Min Charge \$10.00 Each)					\$650.00 per tonne (\$10.00 Each)	YES
4WD / Light Truck	\$650.00 per tonne (Min Charge \$20.00 Each)					\$650.00 per tonne (\$20.00 Each)	YES
Truck < 16"	\$650.00 per tonne (Min Charge \$46.00 Each)					\$650.00 per tonne (\$46.00 Each)	YES
Truck Super Single	\$650.00 per tonne (Min Charge \$90.00 Each)					\$650.00 per tonne (\$90.00 Each)	YES
Forklift / Bobcat	\$650.00 per tonne (Min Charge \$60.00 Each)					\$650.00 per tonne (\$60.00 Each)	YES

TITLE OF FEE/CHARGE & JOB NUMBER	FEE/CHARGE 23/24 GST INC (If Applicable)	COMMENTS	PUBLIC / PRIVATE GOOD	CSO	PRICING POLICY	PROPOSED FEE/CHARGE 24/25 GST INC (If Applicable)	GST
Tractor < 1.5M	\$208.00 Each)					\$208.00 Each	YES
Tractor <2.0M	\$268.00 Each)					\$268.00 Each	YES
Tractor > 2.5M	\$376.00 Each)					\$376.00 Each	YES
Tyre – Earthmoving / Grader	\$1,100.00 per tonne					\$1,100.00 per tonne	YES
Note: Tyre with Rim – charge will be 200% of the listed tyre unit rates according to the size and type of tyre.							
Miscellaneous							
Fridges, Freezers & Air Conditioners containing refrigerant gases (CFC's)	\$65.00 each					\$65.00 each	YES
Units that have been de-gassed	No Charge					No Charge	YES
Steel	No Charge					No Charge	YES
Non-Ferris Metals	No Charge					No Charge	YES
Mattress - Singles (per mattress)	\$10.00					\$10.00	YES
Mattress – All other (per mattress)	\$17.00					\$17.00	YES
Waste Generated from State or Regionally developments only from within Inverell LGA						By Quotation	YES

TITLE OF FEE/CHARGE & JOB NUMBER	FEE/CHARGE 23/24 GST INC (If Applicable)	COMMENTS	PUBLIC / PRIVATE GOOD	CSO	PRICING POLICY	PROPOSED FEE/CHARGE 24/25 GST INC (If Applicable)	GST
RURAL TRANSFER STATIONS CHARGES PJ-125422-1000-42103 Free Disposal for Domestic Recyclables, Scrap Metal, Vehicle Batteries Council DOES NOT ACCEPT the following waste being disposed of at Transfer Stations Tyres Asbestos Dead Animals Commercial Waste							
SORTED WASTE OR TREATED TIMBER							
Car boot, mobile garbage bin	\$5.00					\$5.00	YES
Ute, Wagon, Small Trailer (7X4 or Less)	\$5.00					\$5.00	YES
Large Trailer (greater than 7X4)	\$10.00					\$10.00	YES
Single rear axle with 2 rear wheels or 4 small wheels-Up to 1 Tonne	\$50.00					\$50.00	YES
Single rear axle with 4 normal size wheels (Up to 3 Tonne)	\$150.00					\$150.00	YES
		Council pricing reflects nature of service and costs.	Private	No	Full Cost Recovery		
UNSORTED GENERAL WASTE							
Car boot, mobile garbage bin	\$10.00					\$10.00	YES
Ute, Wagon, Small Trailer (7x4 or less)	\$10.00					\$10.00	YES
Large Trailer (greater than 7x4)	\$20.00					\$20.00	YES
Single rear axle with 2 rear wheels or 4 small wheels-Up to 1 Tonne	\$100.00					\$100.00	YES
Single rear axle with 4 normal size wheels (Up to 3 Tonne)	\$300.00					\$300.00	YES

TITLE OF FEE/CHARGE & JOB NUMBER	FEE/CHARGE 23/24 GST INC (If Applicable)	COMMENTS	PUBLIC / PRIVATE GOOD	CSO	PRICING POLICY	PROPOSED FEE/CHARGE 24/25 GST INC (If Applicable)	GST
GREEN WASTE, BRICKS, TILES, or CONCRETE							
Car boot, mobile garbage bin	\$5.00					\$5.00	YES
Ute, Wagon, Small Trailer (7x4 or less)	\$5.00					\$5.00	YES
Large Trailer (greater than 7x4)	\$10.00					\$10.00	YES
Single rear axle with 2 rear wheels or 4 small wheels-Up to 1 Tonne	\$50.00					\$50.00	YES
Single rear axle with 4 normal size wheels (Up to 3 Tonne)	\$150.00					\$150.00	YES
SULO BIN SALES							
PJ-125520-1000-43011							
Sulo bin purchase - 240 Litre	\$85.00					\$85.00	NO
Small bin purchase	\$85.00					\$85.00	NO
Sale of Sulo Bin Parts - Lids	\$15.00					\$15.00	NO
Sale of Sulo Bin Parts - Wheels (per wheel)	\$8.00					\$8.00	NO
Sale of Sulo Bin Parts - Axle	\$8.00					\$8.00	NO
Sale of Sulo Bin Hitch (plastic)	\$15.00					\$15.00	NO
Recycling Bins-360 Litre	\$125.00					\$125.00	NO
Recycling Bins-240 Litre	\$85.00					\$85.00	NO
Recycling Bin Change Over Cost (from 240 Litre to 360 Litre)	\$30.00					\$30.00	NO
Note: Council will collect old bin when new bin is delivered							
INVERELL LANDFILL CHARGES – WEIGHBRIDGE TICKETS							
PJ-125430-1000-42102							
Weighbridge Ticket (for purposes other than Waste Disposal) per ticket	\$10.00					\$10.00	YES

STORM WATER MANAGEMENT

TITLE OF FEE/CHARGE & JOB NUMBER	FEE/CHARGE 23/24 GST INC (If Applicable)	COMMENTS	PUBLIC / PRIVATE GOOD	CSO	PRICING POLICY	PROPOSED FEE/CHARGE 24/25 GST INC (If Applicable)	GST
STORMWATER MANAGEMENT CHARGE PJ-120580-1000-40007							
Residential Allotment	\$25.00					\$25.00	NO
Business Allotment (\$25 per 350sqm or part thereof) (Maximum \$200)	\$25.00 per 350sqm or part thereof (Maximum Charge \$200.00)					\$25.00 per 350sqm or part thereof (Maximum Charge \$200.00)	NO

GRAVEL PITS

TITLE OF FEE/CHARGE & JOB NUMBER	FEE/CHARGE 23/24 GST INC (If Applicable)	COMMENTS	PUBLIC / PRIVATE GOOD	CSO	PRICING POLICY	PROPOSED FEE/CHARGE 24/25 GST INC (If Applicable)	GST
GRAVEL PITS ROYALTY INCOME PJ-128370-1000-42212		Council pricing reflects nature of service and costs.	Private	No	Full Cost Recovery		
GRAVEL PITS							
Royalty Charge - Private Gravel Pits (per cubic metre)	\$3.00					\$3.00	YES
Supply of gravel (per cubic metre)	By Quotation + GST					By Quotation + GST	YES

ROADS/FOOTPATHS REINSTATES AS PRIVATE WORKS

TITLE OF FEE/CHARGE & JOB NUMBER	FEE/CHARGE 23/24 GST INC (If Applicable)	COMMENTS	PUBLIC / PRIVATE GOOD	CSO	PRICING POLICY	PROPOSED FEE/CHARGE 24/25 GST INC (If Applicable)	GST
ROADS & FOOTPATH REINSTATES-Private Works Agreements – TAXABLE PJ-128450-1000-42200							
Reinstatements - (As Part of a Private Works Agreement)		Council pricing reflects nature of service and costs.	Private	No	Full Cost Recovery		
Footpaths							
- Earth & Gravel (per sq. m)	\$120.00					\$120.00	YES
- Earth & Gravel with kerb & guttering	\$130.00					\$130.00	YES
- Concrete (per sq. m)	\$190.00					\$190.00	YES
- Bitumen (per sq. m)	\$125.00					\$125.00	YES
- Minimum Charge	\$180.00					\$180.00	YES
Roads							
- Sealed (per sq. m)	\$240.00					\$240.00	YES
- Unsealed (per sq. m)	\$150.00					\$150.00	YES
- Minimum Charge	\$240.00					\$240.00	YES
Note: Council to carry out all reinstatements on a full cost basis.							

ROADS/FOOTPATHS REINSTATES – OTHER (NOT PRIVATE WORKS) (RECOVERY OF DAMAGE)

TITLE OF FEE/CHARGE & JOB NUMBER	FEE/CHARGE 23/24 GST INC (If Applicable)	COMMENTS	PUBLIC / PRIVATE GOOD	CSO	PRICING POLICY	PROPOSED FEE/CHARGE 24/25 GST INC (If Applicable)	GST
ROADS & FOOTPATH REINSTATES-Other Than A Private Works Agreements (GST EXEMPT) PJ-128451-1000-42200							
Reinstatements Other than a Private Works Agreement		Council pricing reflects nature of service and costs.	Private	No	Full Cost Recovery		
Footpath							
- Earth & Gravel (per sq. m)	\$115.00					\$115.00	NO
- Earth & Gravel with kerb & guttering	\$125.00					\$125.00	NO
- Concrete (per sq. m)	\$180.00					\$180.00	NO
- Bitumen (per sq. m)	\$120.00					\$120.00	NO
- Minimum Charge	\$180.00					\$180.00	NO
Roads							
- Sealed (per sq. m)	\$225.00					\$225.00	NO
- Unsealed (per sq. m)	\$140.00					\$140.00	NO
- Minimum Charge	\$225.00					\$225.00	NO
Note: Council to carry out all reinstatements on a full cost basis.							

KERB AND GUTTERING

TITLE OF FEE/CHARGE & JOB NUMBER	FEE/CHARGE 23/24 GST INC (If Applicable)	COMMENTS	PUBLIC / PRIVATE GOOD	CSO	PRICING POLICY	PROPOSED FEE/CHARGE 24/25 GST INC (If Applicable)	GST
KERB & GUTTERING INCOME - GST EXEMPT PJ-127560-1000-46010							
Kerb & Guttering Construction (Policy CP:TS:WB:007)							
First Boundary - (50% of actual costs per meter)	50% of costs	Council pricing reflects nature of service and costs.	Private	No	Full Cost Recovery	50% of costs	NO
Other Boundaries - (25% of actual costs per meter)	25% of costs					25% of costs	NO

PAVED FOOTPATHS

TITLE OF FEE/CHARGE & JOB NUMBER	FEE/CHARGE 23/24 GST INC (If Applicable)	COMMENTS	PUBLIC / PRIVATE GOOD	CSO	PRICING POLICY	PROPOSED FEE/CHARGE 24/25 GST INC (If Applicable)	GST
PAVED FOOTPATHS INCOME-GST EXEMPT PJ-128411-1000-42200							
Footpath Construction (policy CP:TS:WB:007)							
Footpath Construction - First Boundary (50% of costs per sq. m)	50% of costs	Council pricing reflects nature of service and costs.	Private	No	Full Cost Recovery	50% of costs	NO
Footpath Construction - Other Boundary (25% of costs per sq. m)	25% of costs					25% of costs	NO

VEHICLE CROSSINGS

TITLE OF FEE/CHARGE & JOB NUMBER	FEE/CHARGE 23/24 GST INC (If Applicable)	COMMENTS	PUBLIC / PRIVATE GOOD	CSO	PRICING POLICY	PROPOSED FEE/CHARGE 24/25 GST INC (If Applicable)	GST
VEHICLE CROSSINGS INCOME PJ-148769-1000-42200							
Standard layback access (full cost) max. (4m Wide)	Quotation +10%GST	Council pricing reflects nature of service and costs.	Private	No	Full Cost Recovery	Quotation+10% GST	YES
Bitumen Driveway Construction (Subsidised Rate)	\$900.00					\$990.00	YES

ROAD CONSTRUCTION – PRIVATE WORKS

TITLE OF FEE/CHARGE & JOB NUMBER	FEE/CHARGE 23/24 GST INC (If Applicable)	COMMENTS	PUBLIC / PRIVATE GOOD	CSO	PRICING POLICY	PROPOSED FEE/CHARGE 24/25 GST INC (If Applicable)	GST
PRIVATE WORKS INCOME – TAXABLE PJ-128410-1000-42200							
PRIVATE WORKS INCOME - GST EXEMPT PJ-128411-1000-42200							
PRIVATE WORKS							
Based on direct costs & on costs (Do & Charge)	30%+ GST	Council pricing reflects nature of service and costs.	Private	No	Full Cost Recovery	30%+ GST	YES
Based on direct costs & on costs (Prepaid)	20%+GST					20%+GST	YES

PLANT WORKS – PLANT HIRE

TITLE OF FEE/CHARGE & JOB NUMBER	FEE/CHARGE 23/24 GST INC (If Applicable)	COMMENTS	PUBLIC / PRIVATE GOOD	CSO	PRICING POLICY	PROPOSED FEE/CHARGE 24/25 GST INC (If Applicable)	GST
Private Use of Plant By quotation based on standard rates if not shown below		Council pricing reflects nature of service and costs.	Private	No	Full Cost Recovery		
Back Hoe (per hour)							
Account	\$170.00					\$170.00	YES
No Account	\$160.00					\$160.00	YES
Excavator (per hour)							
Account	\$260.00					\$260.00	YES
No Account	\$250.00					\$250.00	YES
Grader (class 110) (per hour)							
Account	\$250.00					\$250.00	YES
No Account	\$240.00					\$240.00	YES
Loader - front end (per hour)							
Account	\$190.00					\$190.00	YES
No Account	\$180.00					\$180.00	YES
*Bobcat Loader (Skid steer) (per hour)							
Account	\$170.00					\$170.00	YES
No Account	\$160.00					\$160.00	YES
Low Loader + Prime Mover (per hour)							
Account	\$230.00					\$230.00	YES
No Account	\$220.00					\$220.00	YES
(plus distance rate /km.) - Account	\$5.50					\$5.50	YES
(plus distance rate /km.) - No Account	\$5.50					\$5.50	YES
Mixer - Pulvi	As per Quotation					As per Quotation	
*Mobile Elevating Platform + Two (2) operator (per hour)							
Account	\$280.00					\$280.00	YES
No Account	\$270.00					\$270.00	YES

TITLE OF FEE/CHARGE & JOB NUMBER	FEE/CHARGE 23/24 GST INC (If Applicable)	COMMENTS	PUBLIC / PRIVATE GOOD	CSO	PRICING POLICY	PROPOSED FEE/CHARGE 24/25 GST INC (If Applicable)	GST
Roller Grid – Tractor Drawn (per hour)							
Account	\$270.00					\$270.00	YES
No Account	\$260.00					\$260.00	YES
Roller Self-propelled, non-vibratory 10 - 16 Tonne (per Hour)							
Account	\$180.00					\$180.00	YES
No Account	\$170.00					\$170.00	YES
Roller Self-propelled, non-vibratory 16 - 20 Tonne (per Hour)							
Account	\$220.00					\$220.00	YES
No Account	\$210.00					\$210.00	YES
Roller Self-propelled, vibratory (per hour)							
Account	\$190.00					\$190.00	YES
No Account	\$180.00					\$180.00	YES
Scraper 8 cubic meter (per hour)							
Account	\$310.00					\$310.00	YES
No Account	\$300.00					\$300.00	YES
Tractor with slasher (per hour)							
Account	\$210.00					\$210.00	YES
No Account	\$200.00					\$200.00	YES
Water tanker (15,000 ltr.) (per hour)							
Account	\$210.00					\$210.00	YES
No Account	\$200.00					\$200.00	YES
Street Sweeper (per Hour)							
Account	\$190.00					\$190.00	YES
No Account	\$180.00					\$180.00	YES
Footpath Sweeper (per Hour)							
Account	\$180.00					\$180.00	YES
No Account	\$170.00					\$170.00	YES
Wood chipper + Truck (per hour) (within Inverell Town area)							
Account	\$310.00					\$310.00	YES
No Account	\$300.00					\$300.00	YES

TITLE OF FEE/CHARGE & JOB NUMBER	FEE/CHARGE 23/24 GST INC (If Applicable)	COMMENTS	PUBLIC / PRIVATE GOOD	CSO	PRICING POLICY	PROPOSED FEE/CHARGE 24/25 GST INC (If Applicable)	GST
Wood chipper + Truck (per hour) (Outside Inverell Town area)	As per Quotation					As per Quotation	
Jet patcher (per Hour) + Materials + Travel							
Account	\$200.00					\$200.00	YES
No Account	\$190.00					\$190.00	YES
Travel (per km) - Account	\$4.50					\$4.50	YES
Travel (per km) - No Account	\$4.50					\$4.50	YES
Materials (at Cost + GST)	at cost + GST	at cost + GST				at cost + GST	YES
*Note: For Mobile Elevating Platform add transport costs (p/h)							
Account	\$80.00					\$80.00	YES
No Account	\$75.00					\$75.00	YES
plus distance rate per km.							
Note 1: Rates shown are comprehensive (including operator etc., except for attachments or drawn units.							
Note 2: "A/c." means an account will be issued for the job. "No A/c" means that the fee will be paid in advance or immediately upon completion of work							
Note 3: Small Plant e.g. Mowers, cement mixers etc., are NOT for hire.							

PRIVATE WORKS

TITLE OF FEE/CHARGE & JOB NUMBER	FEE/CHARGE 23/24 GST INC (If Applicable)	COMMENTS	PUBLIC / PRIVATE GOOD	CSO	PRICING POLICY	PROPOSED FEE/CHARGE 24/25 GST INC (If Applicable)	GST
Pipe Culverts							
Access Culverts	Quotation+10% GST	Council pricing reflects nature of service and costs.	Private	No	Full Cost Recovery	Quotation + 10% GST	YES
Sealing access from bitumen road	Quotation+10% GST					Quotation + 10% GST	YES
Spoil (when available)							
Tipped on applicant's land within 5 km of excavation site. (P/cub. M)	\$20.00	Council pricing reflects nature of service and costs.	Private	No CSO is	Full Cost Recovery	\$20.00	YES
Tipped on applicant's land at a distance greater than 5 km (p/cm) (Minimum - Calculated minimum truck load)	Quotation + GST					Quotation + GST	YES
Slashing							
Normal Urban block (must be paid before work carried out. Maximum 1000 sq. m)	\$160.00	Council pricing reflects nature of service and costs.	Private	No	Full Cost Recovery	\$160.00	NO
Large Urban Block	Quotation					Quotation	NO
SUNDRY P.W. INCOME PJ-129300-1000-43029							
Road Ramp (application fee)	\$125.00					\$125.00	YES
Refilling of B.A Cylinders (Per Cylinder)	\$25.00					\$25.00	Yes

MATERIALS TESTING

TITLE OF FEE/CHARGE & JOB NUMBER	FEE/CHARGE 23/24 GST INC (If Applicable)	COMMENTS	PUBLIC / PRIVATE GOOD	CSO	PRICING POLICY	PROPOSED FEE/CHARGE 24/25 GST INC (If Applicable)	GST
Materials Testing – Soils PJ-128430-1000-42200		This will subject to variation due to cost increases for	Private	No	Full Cost Recovery		
Preparation of Disturbed samples for Testing (Plus Travel**)	\$75.00	+travel **				\$75.00	+ travel ** YES
Moisture Content							
- Oven Drying - Standard Method (Plus Travel**)	\$37.00	+travel **				\$37.00	+ travel ** YES
Liquid Limit							
- One Point Method (Plus Travel**)	\$90.00	+travel **				\$90.00	+ travel ** YES
Plastic Limit - Plastic Index (Plus Travel**)	\$75.00	+travel **				\$75.00	+ travel ** YES
Linear Shrinkage (Plus Travel**)	\$58.00	+travel **				\$58.00	+ travel ** YES

TITLE OF FEE/CHARGE & JOB NUMBER	FEE/CHARGE 23/24 GST INC (If Applicable)	COMMENTS	PUBLIC / PRIVATE GOOD	CSO	PRICING POLICY	PROPOSED FEE/CHARGE 24/25 GST INC (If Applicable)	GST
Particle Size Distribution							
- Coarse (Plus Travel**)	\$160.00	+travel **				\$160.00	+ travel ** YES
- Fine (Plus Travel**)	\$150.00	+travel **				\$150.00	+ travel ** YES
Dry Density / Moisture Relations							
- Standard Compaction (Plus Travel**)	\$150.00	+travel **				\$150.00	+ travel ** YES
- Modified Compaction (Plus Travel**)	\$160.00	+travel **				\$160.00	+ travel ** YES
Field Density of a Soil							
- Sand Replacement / Sand Cone (Plus Travel**)	\$95.00	+travel **				\$95.00	+ travel ** YES
Compaction Control Test							
- Dry Density Ratio, Moisture Variation moisture Ratio * (Plus Travel**)	\$155.00	+travel **				\$155.00	+ travel ** YES
- Hilf Density Ratio, Hilf Moisture Variation * (Plus Travel**) (*Also requires "Field Density of a Soil")	\$115.00	+travel **				\$115.00	+ travel ** YES



TITLE OF FEE/CHARGE & JOB NUMBER	FEE/CHARGE 23/24 GST INC (If Applicable)	COMMENTS	PUBLIC / PRIVATE GOOD	CSO	PRICING POLICY	PROPOSED FEE/CHARGE 24/25 GST INC (If Applicable)	GST
Dynamic Cone Penetrometer (Plus Travel**)	\$43.00	+travel **				\$43.00	+ travel ** YES
Materials Testing - Aggregate							
Sampling of Aggregates (Plus Travel**)	\$90.00	+travel **				\$90.00	+ travel ** YES
Particle Size Distribution (Plus Travel**)	\$215.00	+travel **				\$215.00	+ travel ** YES
Particle Shape by Proportional Calliper (Plus Travel**)	\$125.00	+travel **				\$125.00	+ travel ** YES
Average Least Dimension by Direct Measurement (Plus Travel**)	\$125.00	+travel **				\$125.00	+ travel ** YES
Material finer than 0.075mm in Aggregate by Washing (Plus Travel**)	\$80.00	+travel **				\$80.00	+ travel ** YES
Materials Testing – General							
Benkelman Beam (does not include truck and establishment) (Plus Travel**)	\$30.00	+travel **				\$30.00	+ travel ** YES

TITLE OF FEE/CHARGE & JOB NUMBER	FEE/CHARGE 23/24 GST INC (If Applicable)	COMMENTS	PUBLIC / PRIVATE GOOD	CSO	PRICING POLICY	PROPOSED FEE/CHARGE 24/25 GST INC (If Applicable)	GST
Test Report (Plus Travel**)	\$55.00	+travel **				\$55.00	+ travel ** YES
** Travelling outside Inverell 60km signs -Charge per km. - one way only	As per Quotation + GST					As per Quotation + GST	YES
** Travelling outside Inverell Shire Boundary-Charge per km - Both ways	As per Quotation +GST					As per Quotation +GST	YES
** Or as per Quotation							

CARAVAN PARKS AND COPETON NORTHERN FORESHORES

TITLE OF FEE/CHARGE & JOB NUMBER	FEE/CHARGE 23/24 GST INC (If Applicable)	COMMENTS	PUBLIC / PRIVATE GOOD	CSO	PRICING POLICY	PROPOSED FEE/CHARGE 24/25 GST INC (If Applicable)	GST
COPETON NORTHERN FORESHORES							
DAY VISTORS							
PJ-127330-1000-44512							
Entry Fee per vehicle	\$5.00					\$5.00	YES
Entry Fee per minibus (Max. 9 people)	\$5.00					\$5.00	YES
Entry Fee per Buses (Max. 20 people)	\$15.00					\$15.00	YES
Entry Fee per Buses (Max. 50 people)	\$30.00					\$30.00	YES
COPETON NORTHERN FORESHORES - ANNUAL VEHICLE PASS / FOB							
NOTE: Charge will be calendar year - "Pro-rata" If purchased throughout year.	\$75.00					\$75.00	YES
Replacement of FOB							
	\$30.00					\$30.00	YES
COPETON NORTHERN FORESHORES –CAMPERS							
Note: Campers do not pay gate Fees							
Overnight Unpowered Site - Per Family (Max 2 Adults & 2 Children)	\$15.00					\$15.00	YES
extra person (Adult)	\$5.00					\$5.00	YES
extra person (Child)	\$2.00					\$2.00	YES
Overnight Powered Site - Per Family (Max 2 Adults & 2 Children)	\$20.00					\$20.00	YES
extra person (Adult)	\$5.00					\$5.00	YES
extra person (Child)	\$2.00					\$2.00	YES
COPETON NORTHERN FORESHORES – HALL HIRE (Refer to NOTE)							
Per Event - HALL HIRE ONLY (No Kitchen Facilities Included)	\$200.00					\$200.00	YES
Per Event - Hall & Kitchen Hire	\$250.00					\$250.00	YES
BOND - Per Event – Refundable if left in Clean & Undamaged State	\$500.00					\$500.00	NO
NOTE: Gate Entry is as per the normal Fees & Charges							

TITLE OF FEE/CHARGE & JOB NUMBER	FEE/CHARGE 23/24 GST INC (If Applicable)	COMMENTS	PUBLIC / PRIVATE GOOD	CSO	PRICING POLICY	PROPOSED FEE/CHARGE 24/25 GST INC (If Applicable)	GST
YETMAN CARAVAN PARK PJ-128280-1000-42207 Overnight Powered Sites (per night) Overnight Unpowered Sites (per night)	\$20.00 \$10.00					\$20.00 \$10.00	YES
ASHFORD CARAVAN PARK PJ-128280-3001-42207 Overnight Powered Sites (per night) Overnight Unpowered Sites (per night)	\$20.00 \$10.00					\$20.00 \$10.00	YES
TINGHA CARAVAN PARK PJ-128280-3200-42207 Overnight Powered Sites (per night) Overnight Unpowered Sites (per night)	\$20.00 \$10.00					\$20.00 \$10.00	YES

Note: GST status was confirmed after an Audit as of 1 July, 2013.

Note: The above Schedule of fees and charges has been prepared using the best available information in relation to the GST impact on the fees and charges at the time of publication. However, there are still a number of fees and charges for which Council is not able to confirm the GST status. Some prices may alter depending upon the results of an ATO ruling being sought on the taxation of the displayed fees and charges. Accordingly, if a fee that is shown as being subject to GST is subsequently proven not to be subject to GST, then that fee will be amended by reducing the GST to Nil. Conversely, if Council is advised that a fee which is shown as being not subject becomes subject to GST, then the fee will be increased but only to the extent of the GST.

Disclaimer: Council has included this disclaimer in our Fees & charges stating that where a fee is statutory in nature and is outside of Council's control, then the statutory fee SHALL prevail.

END OF DOCUMENT

Contact details:

Inverell Shire Council
144 Otho Street
(PO Box 138)
Inverell NSW 2360
Telephone: 02 6728 8288
Email: council@inverell.nsw.gov.au
www.inverell.nsw.gov.au

